

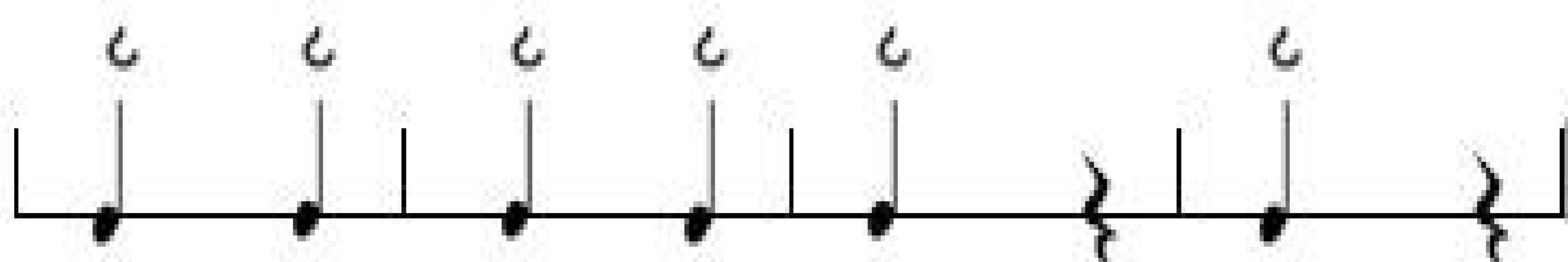
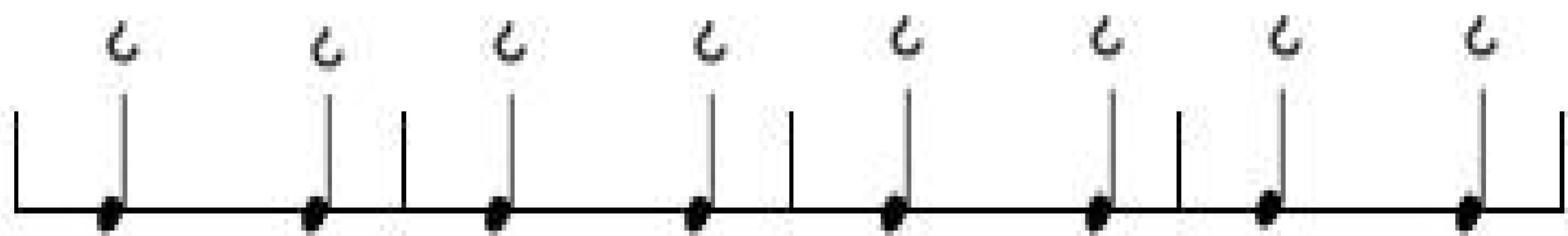
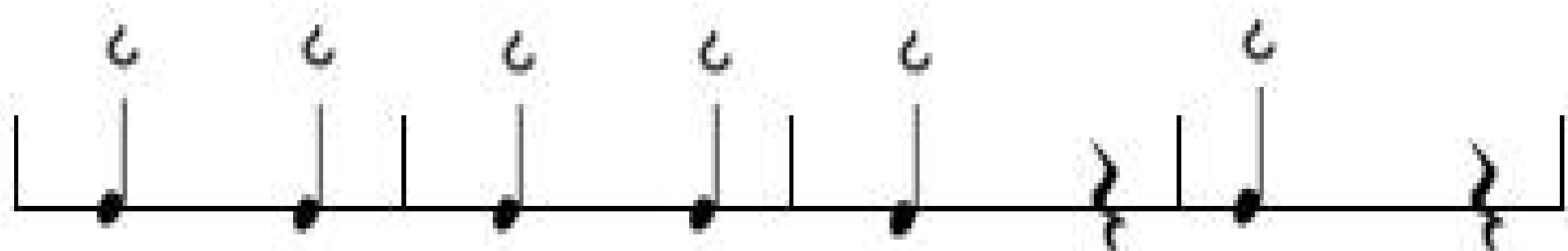
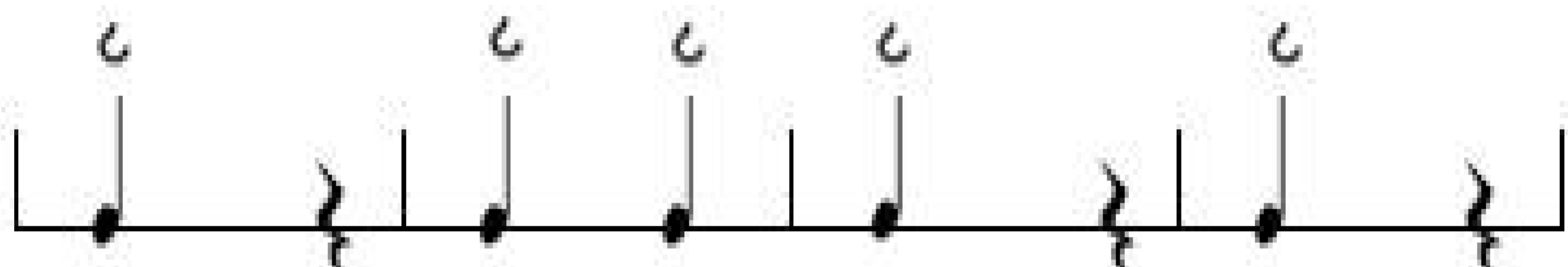
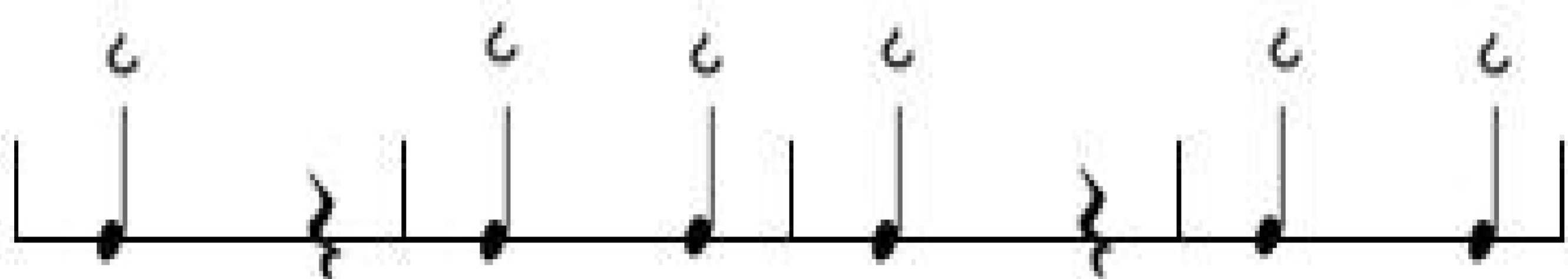
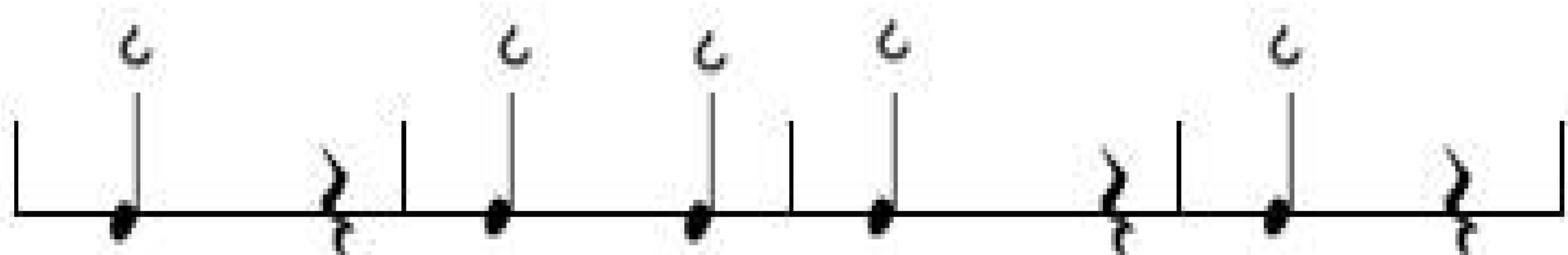
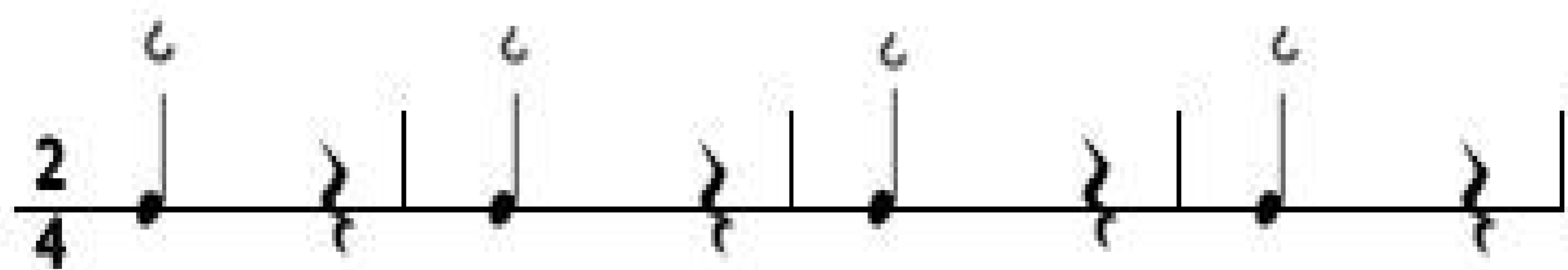
# امور شکر

تالیف: ذہین کریم طاہر



تعمیراتی



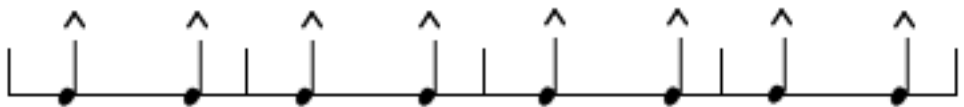
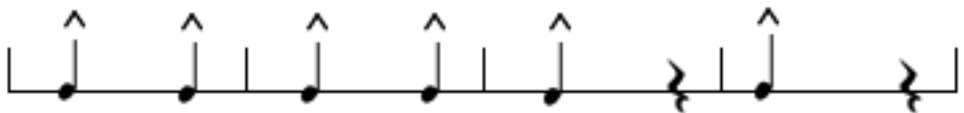
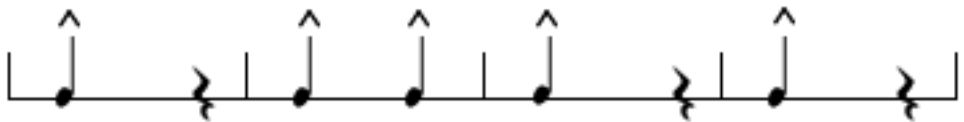
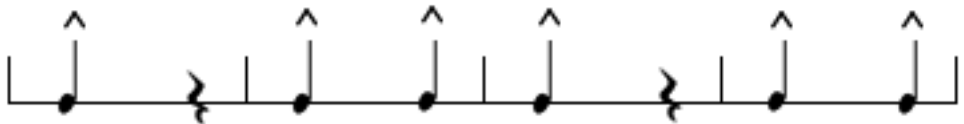
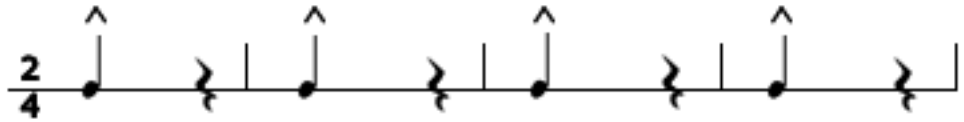


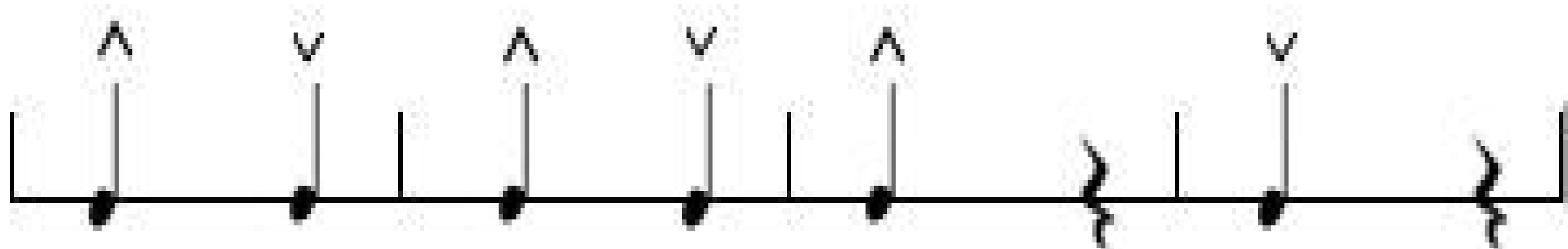
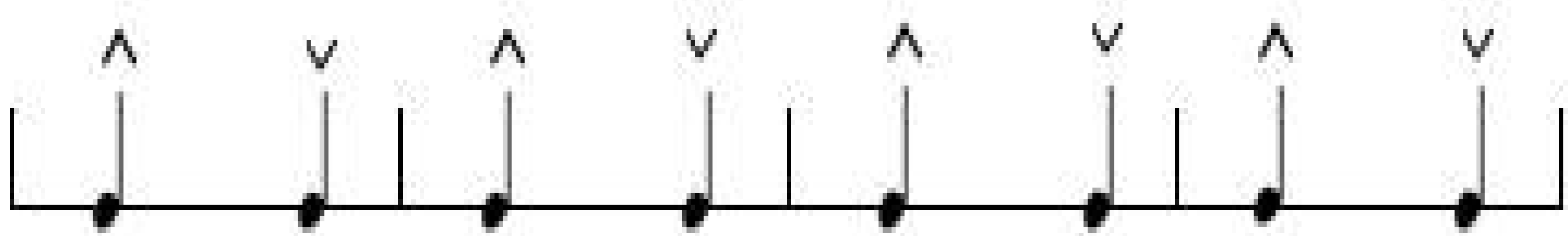
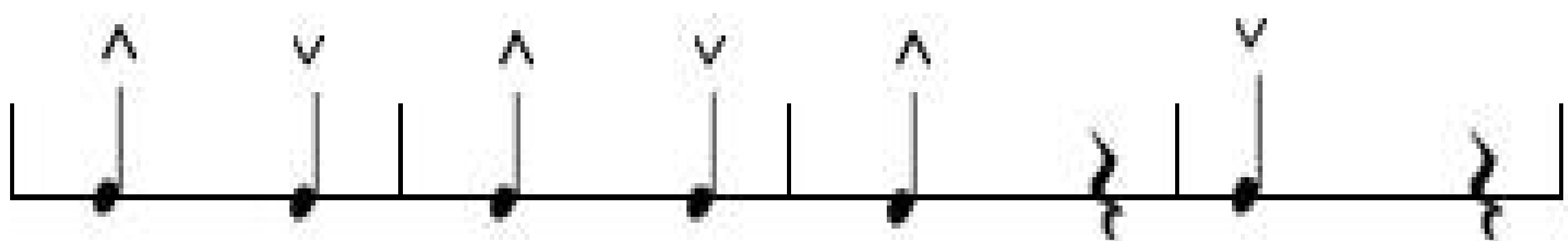
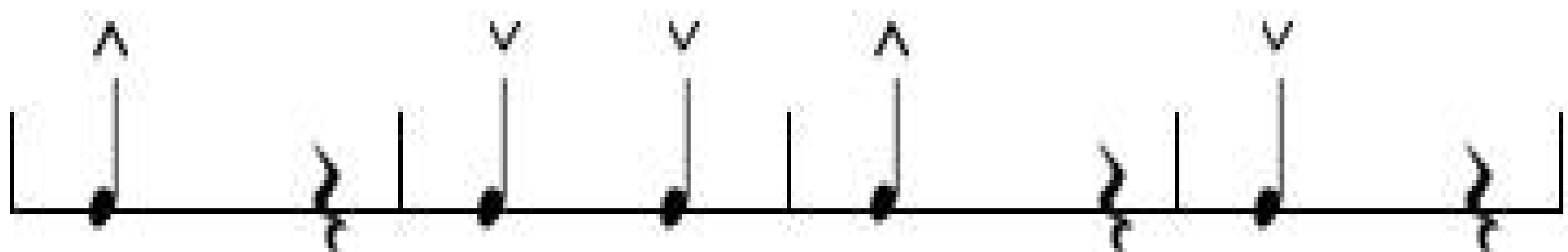
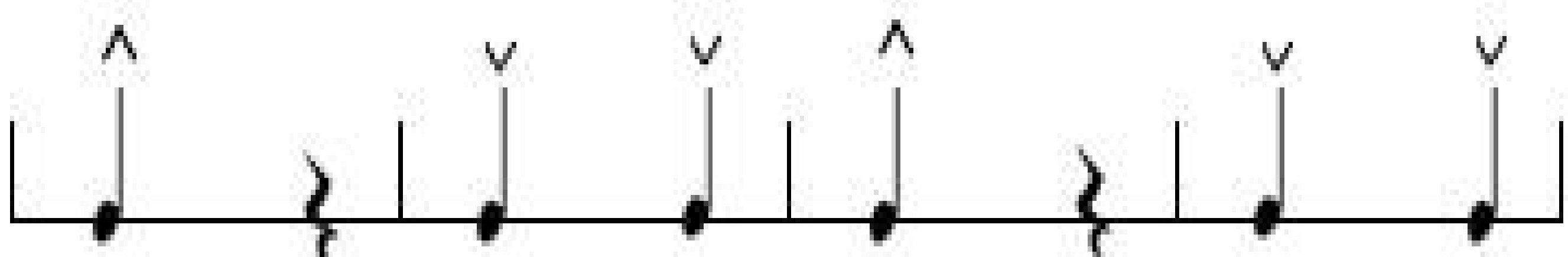
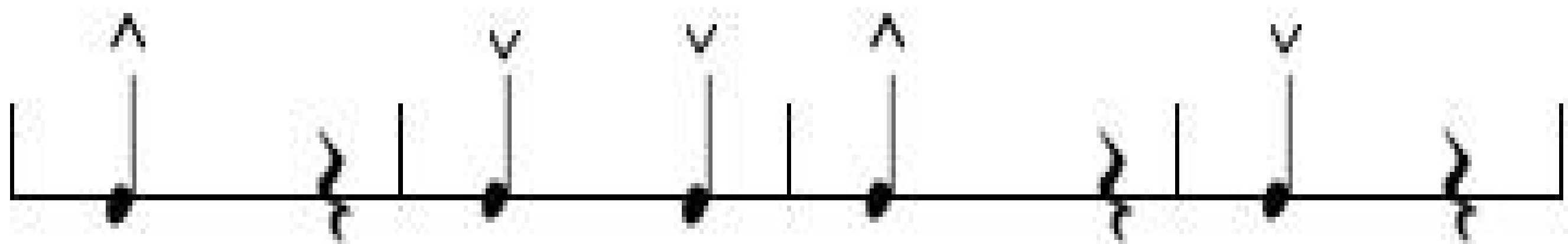
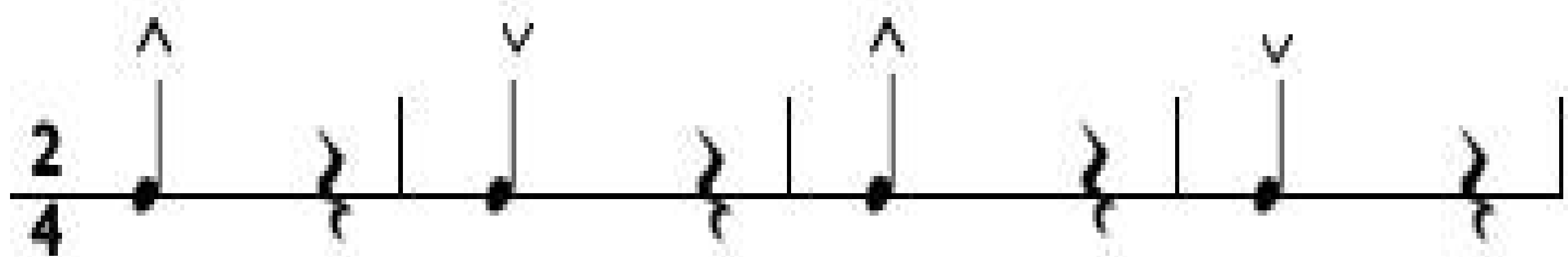
2/4

۲ ضرب

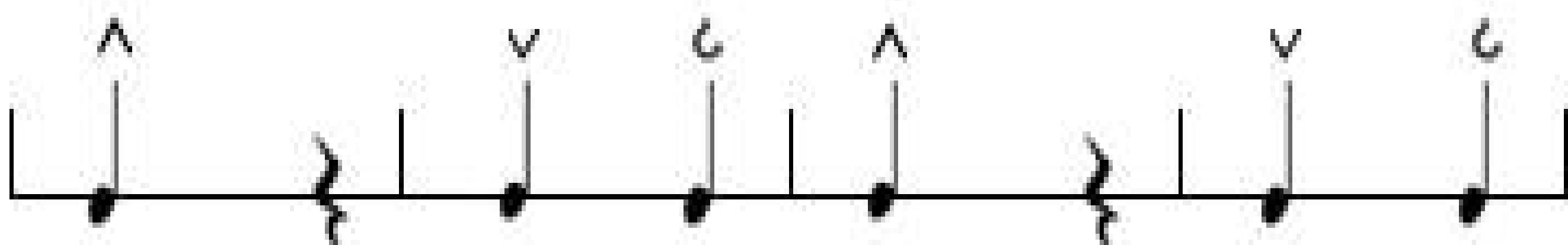
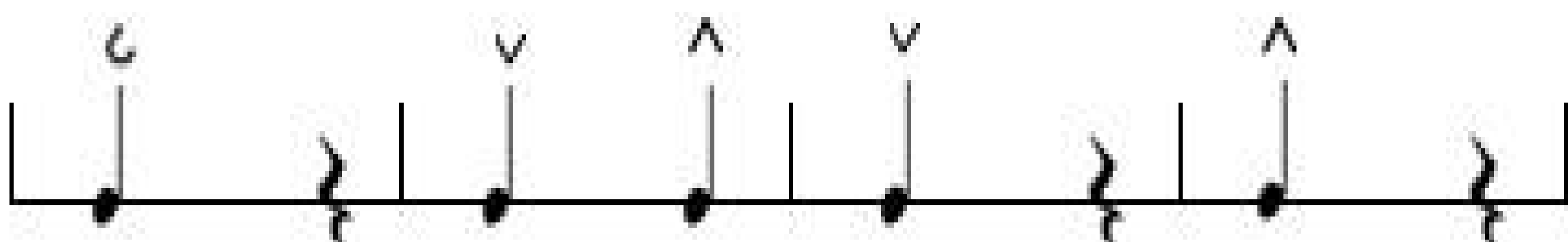
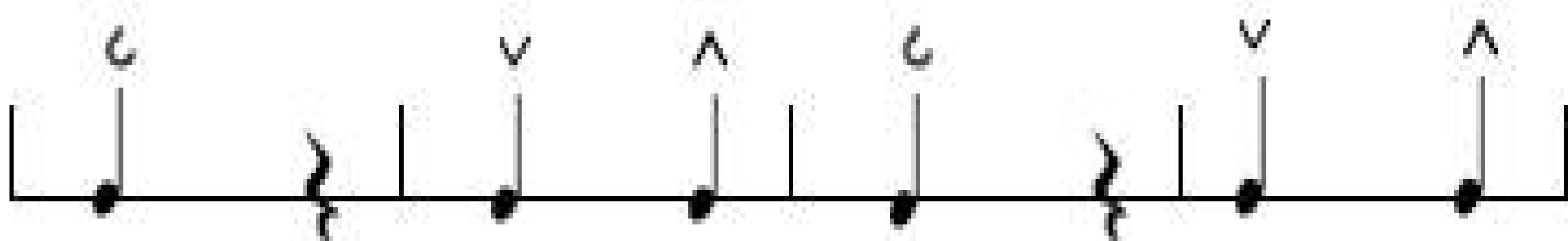
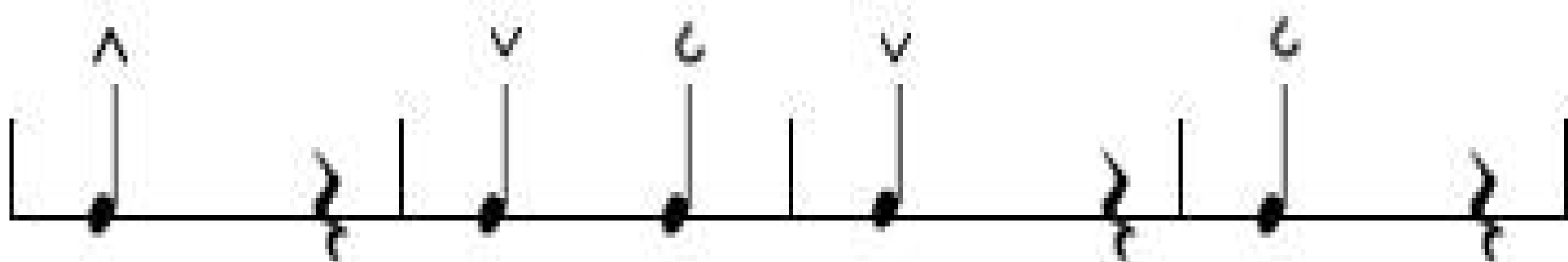
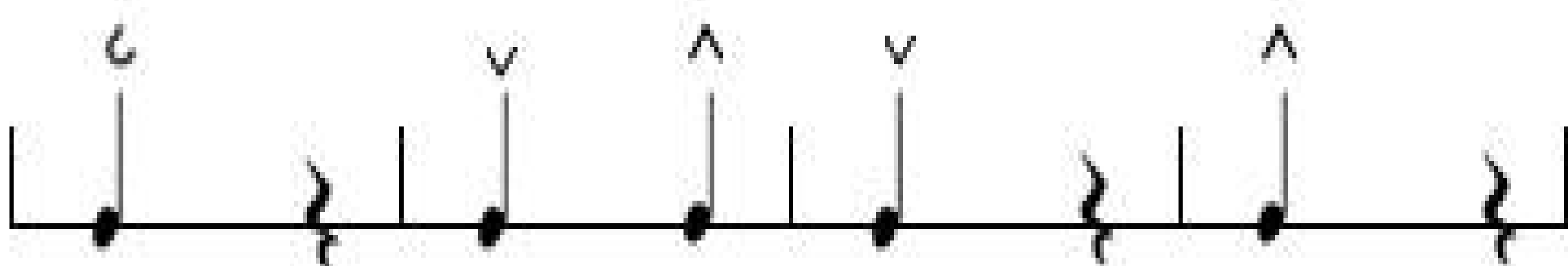
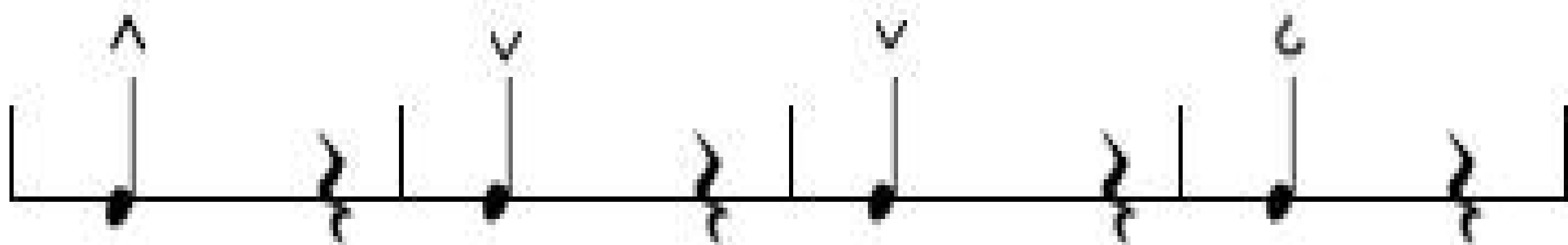
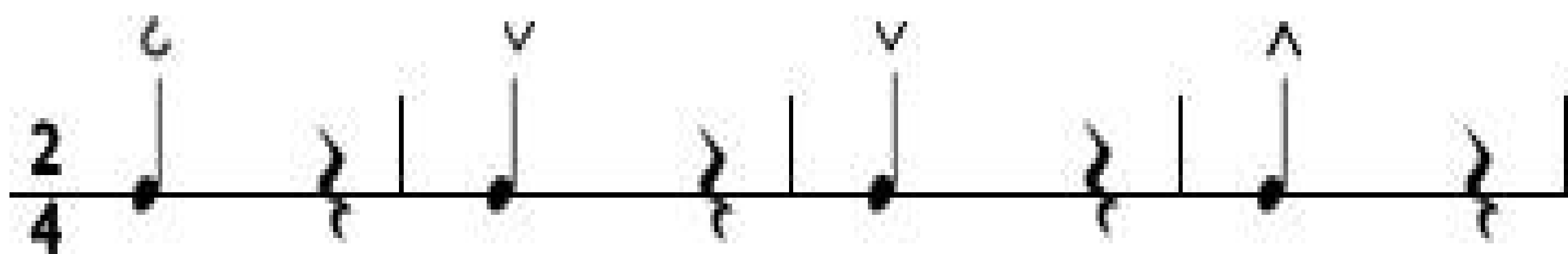
3

تالیف و تدوین: کریم طاهری

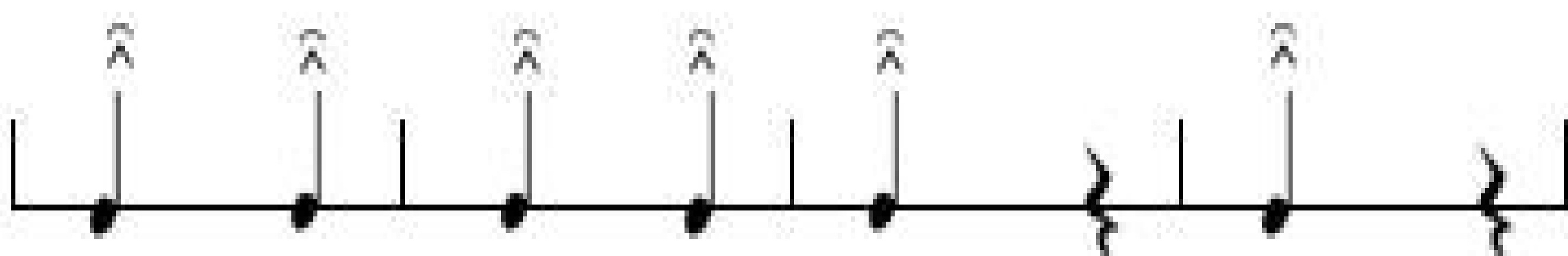
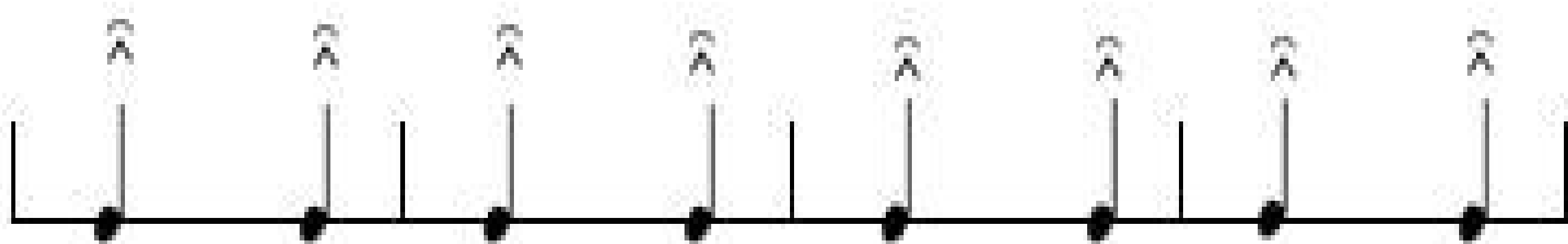
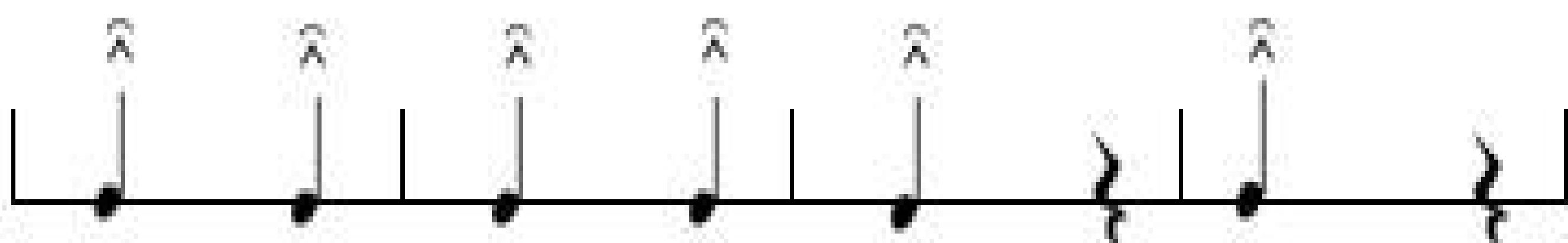
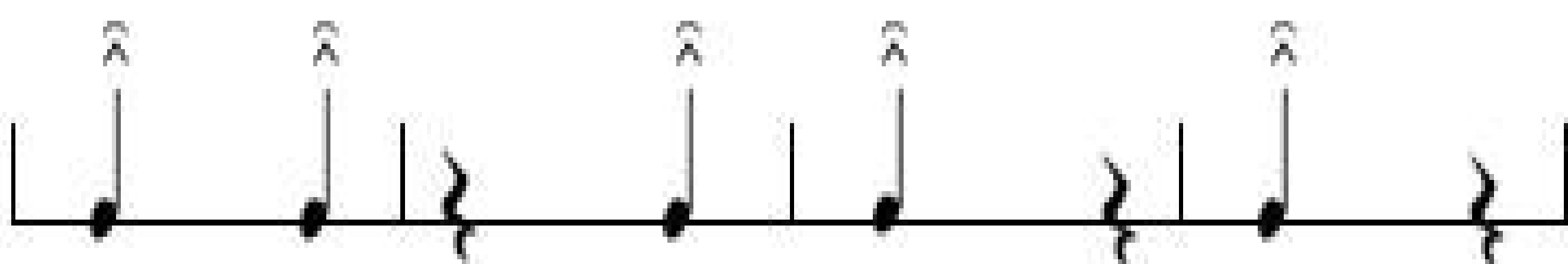
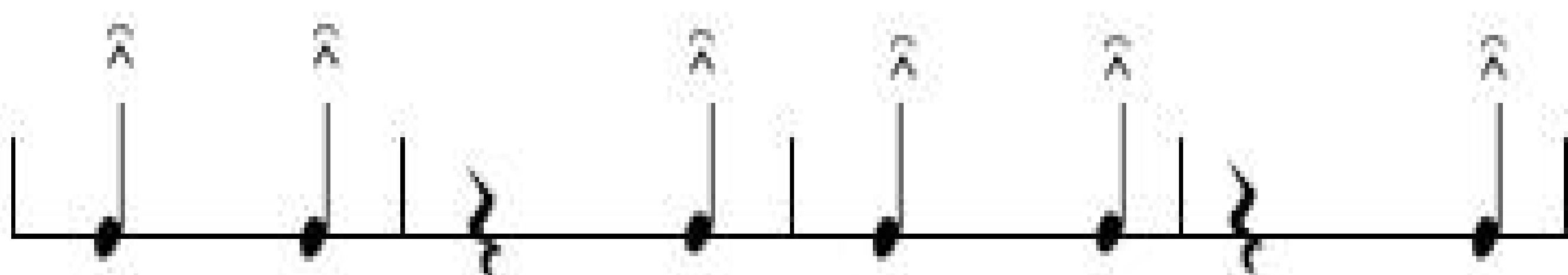
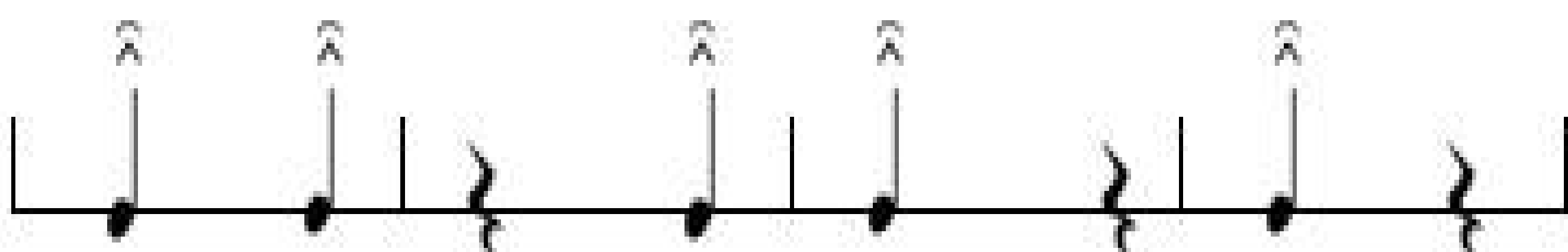
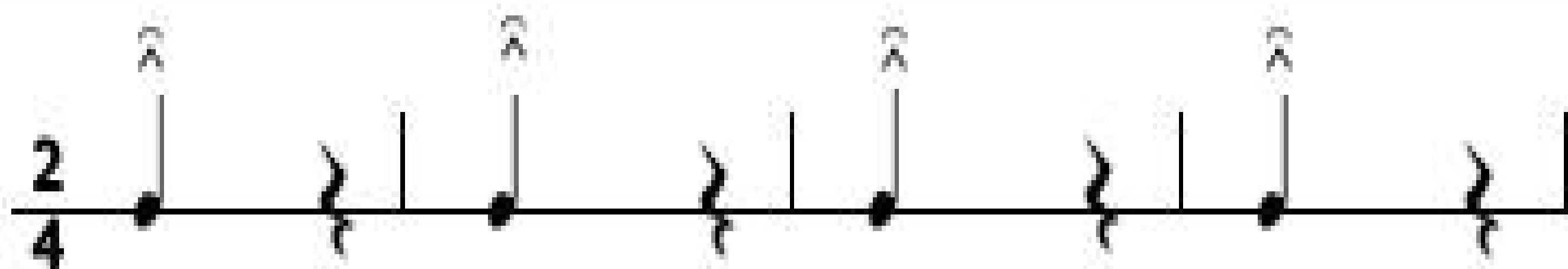




منتهی

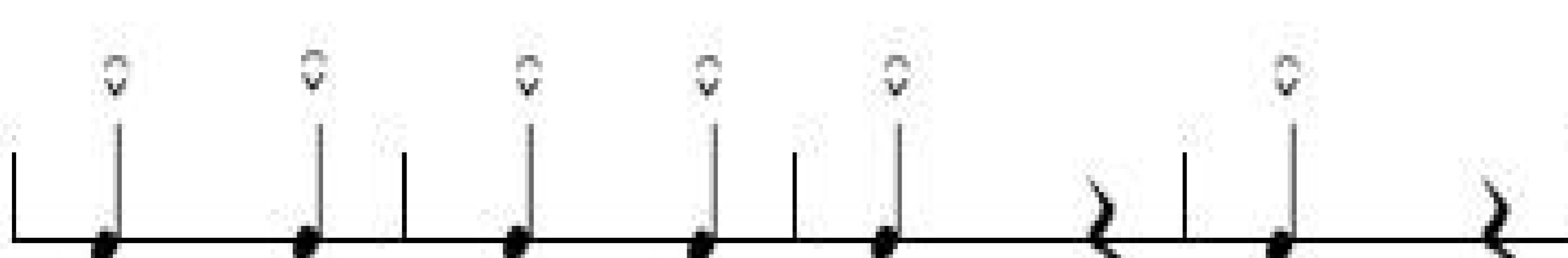
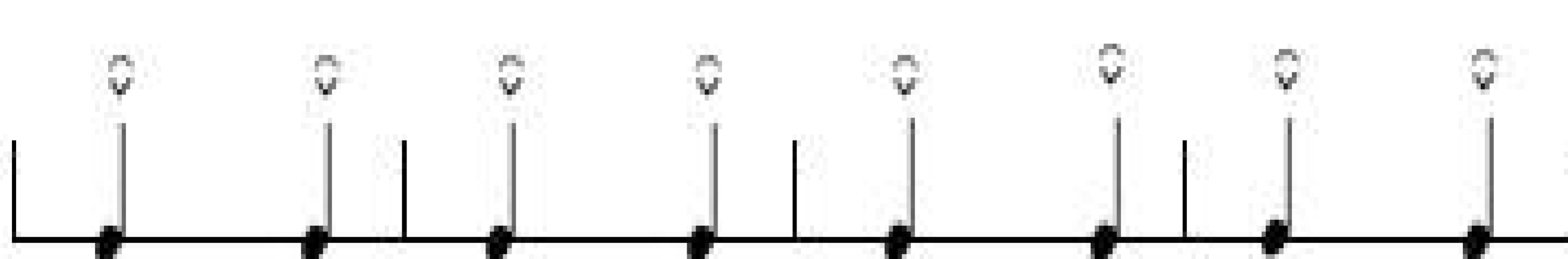
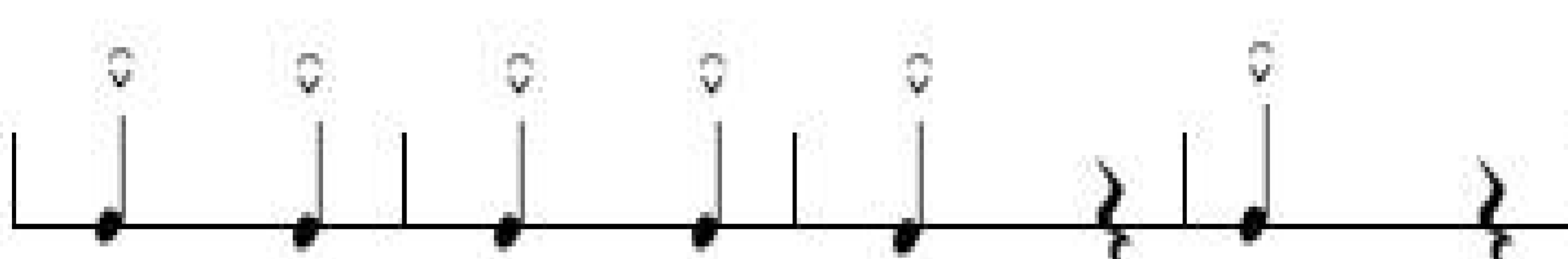
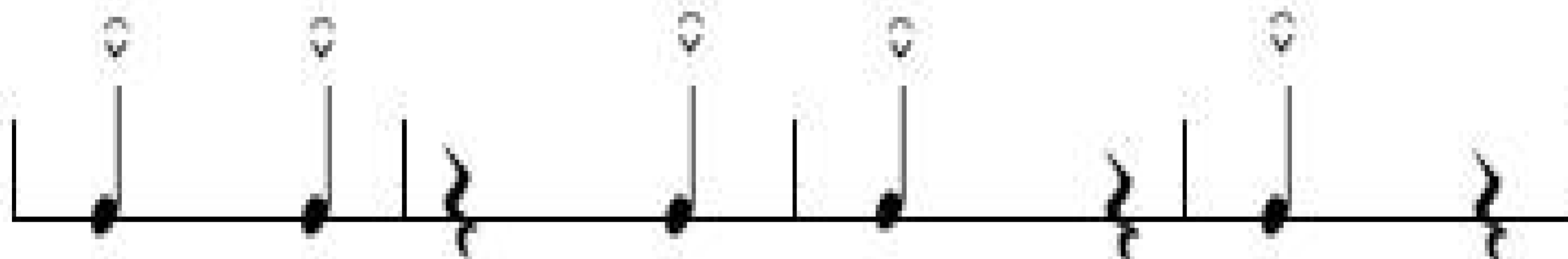
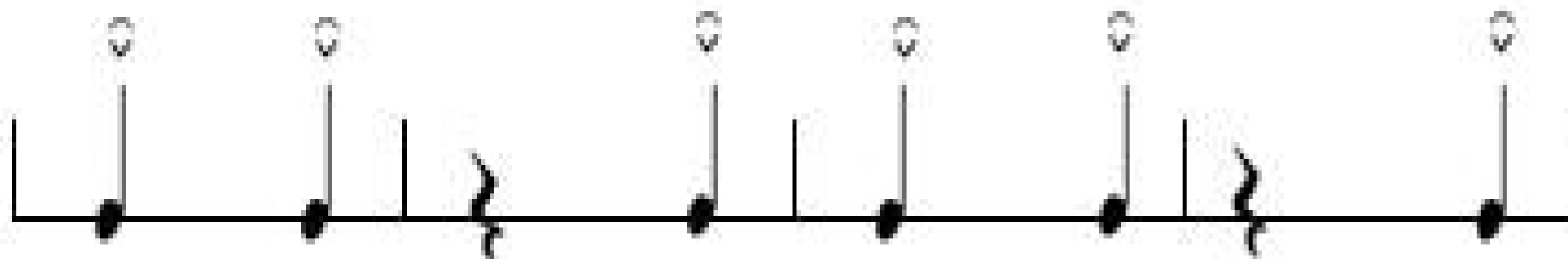
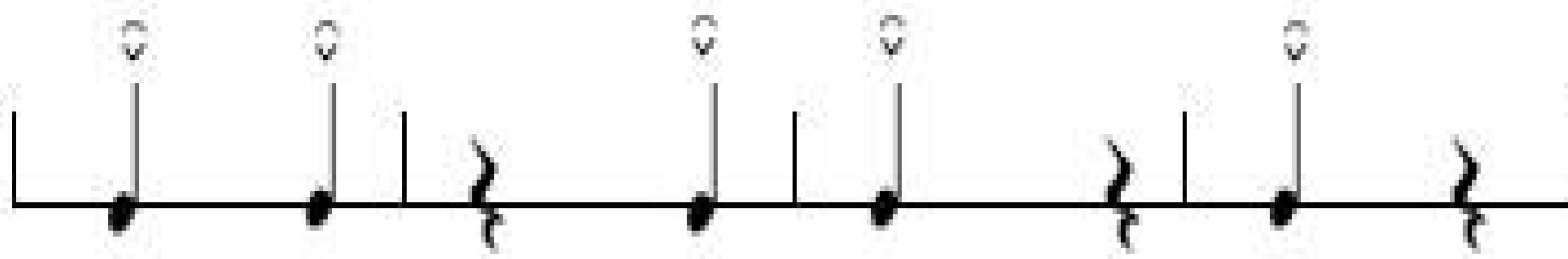
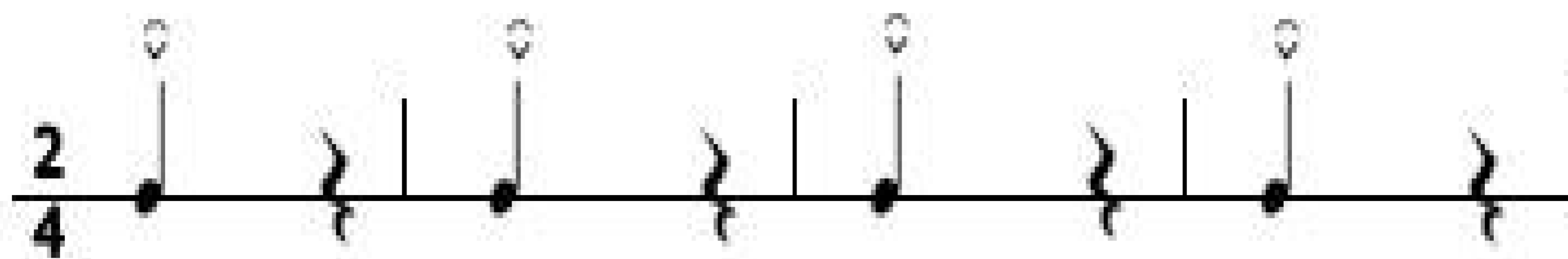


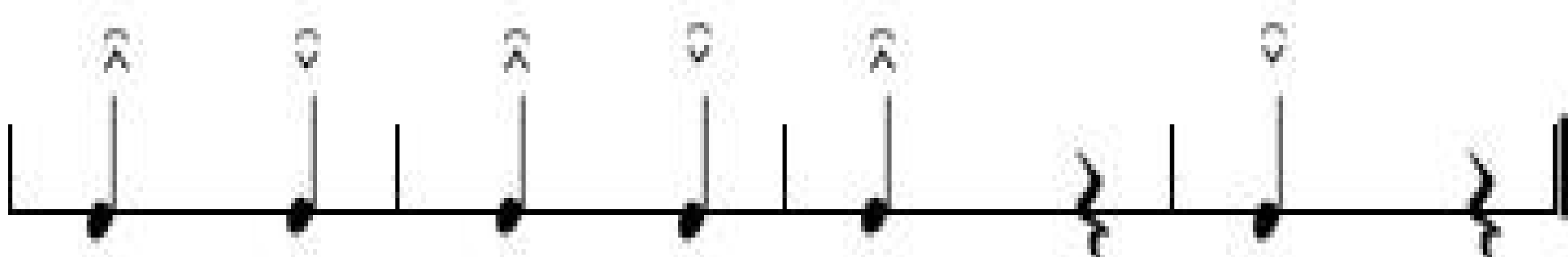
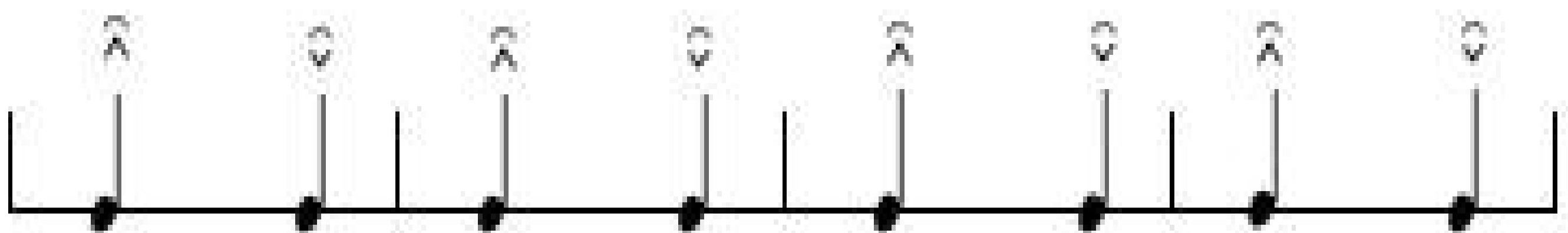
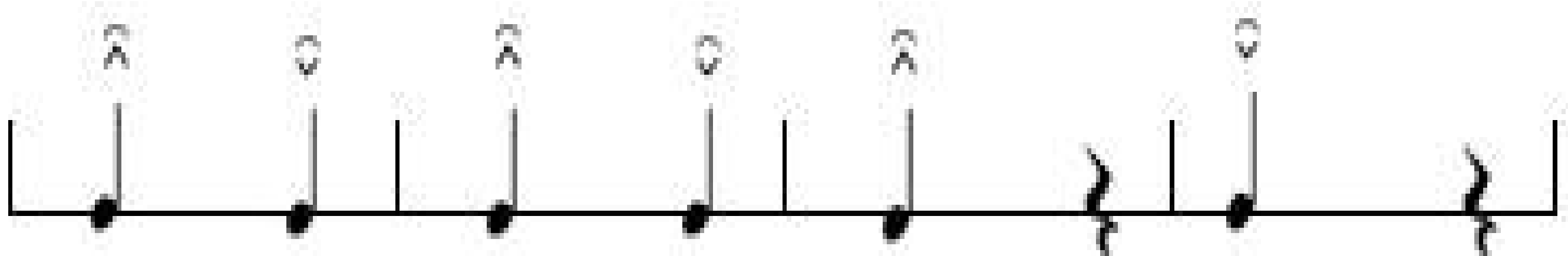
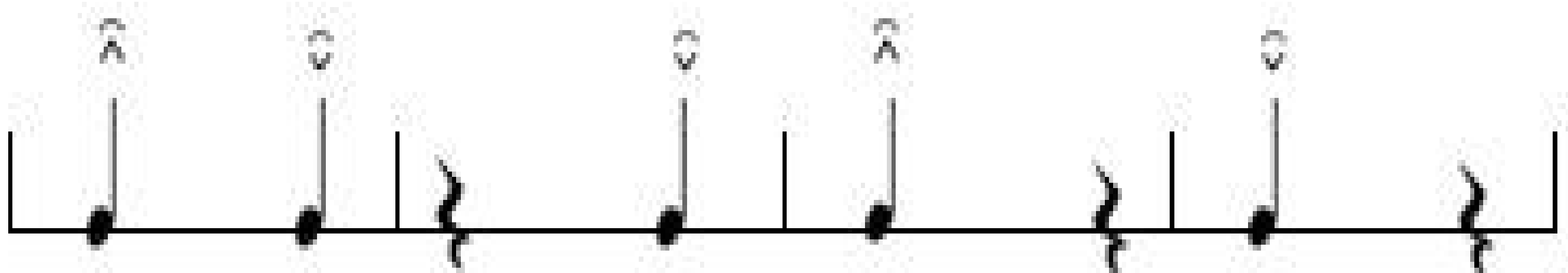
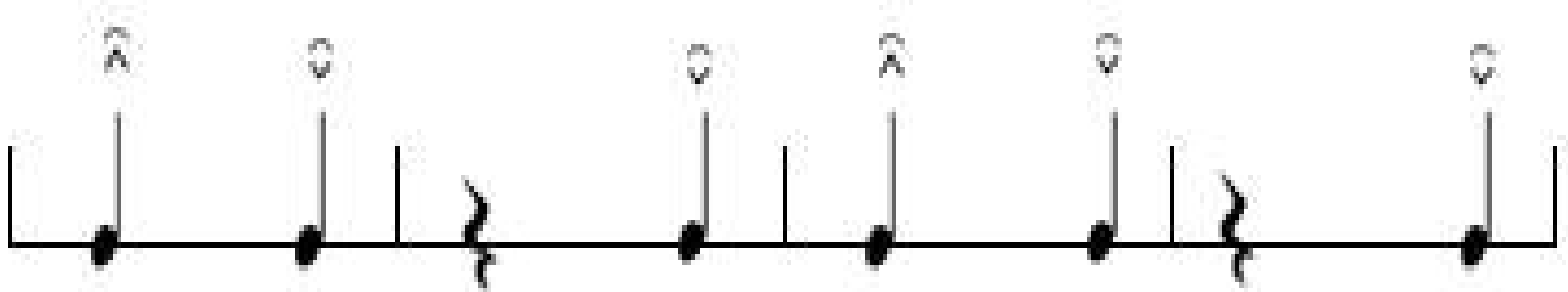
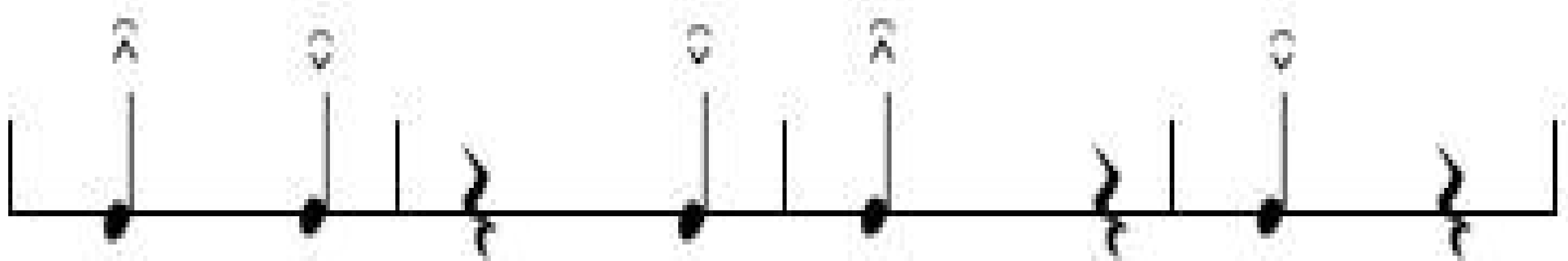
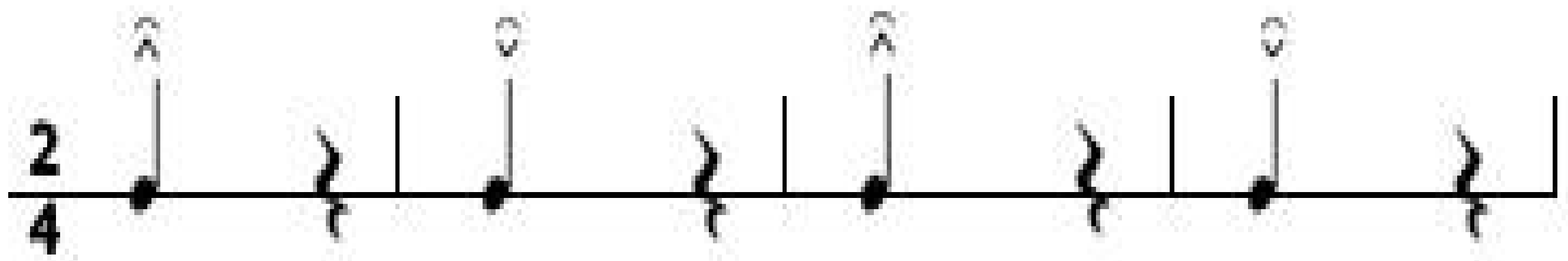
صنعه ۶



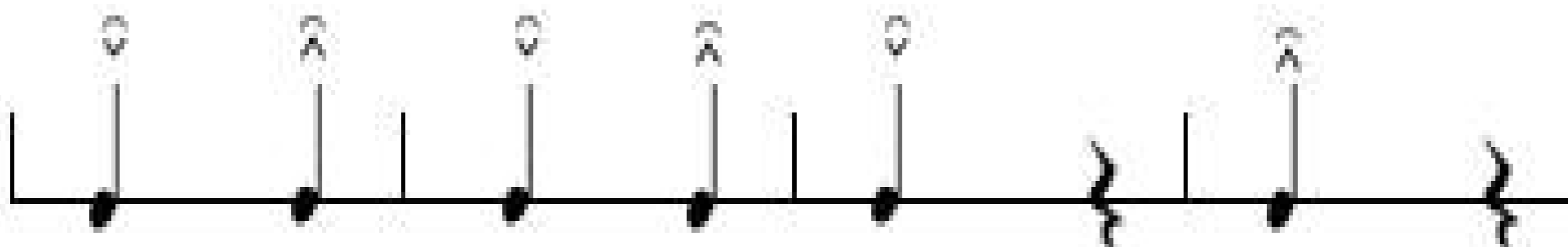
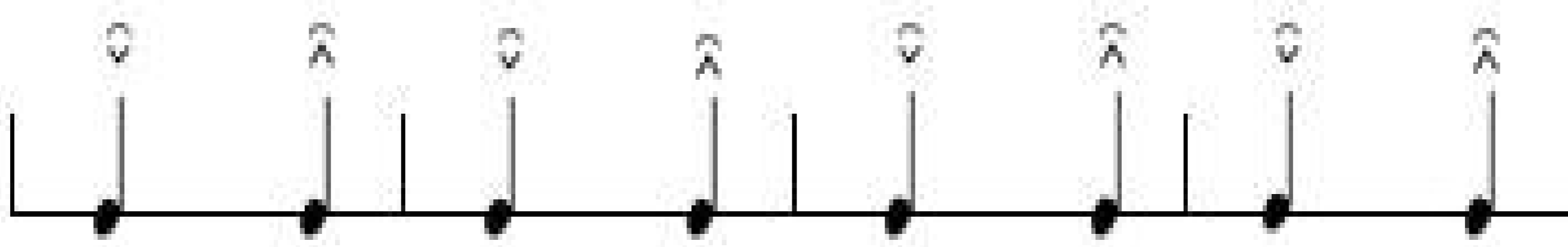
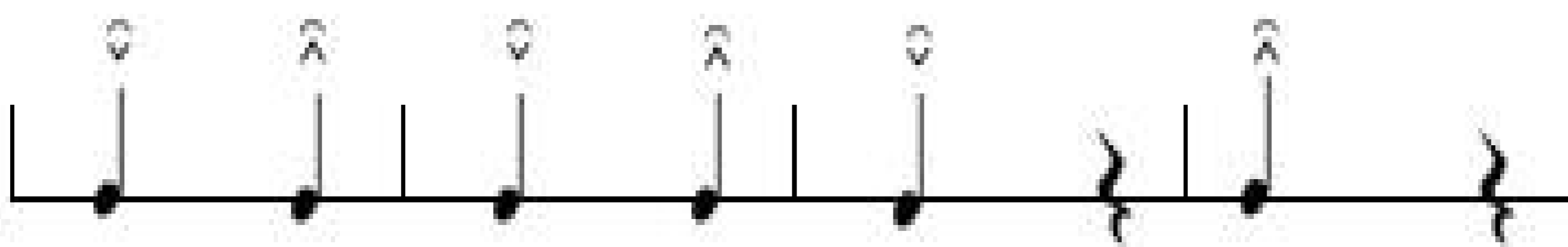
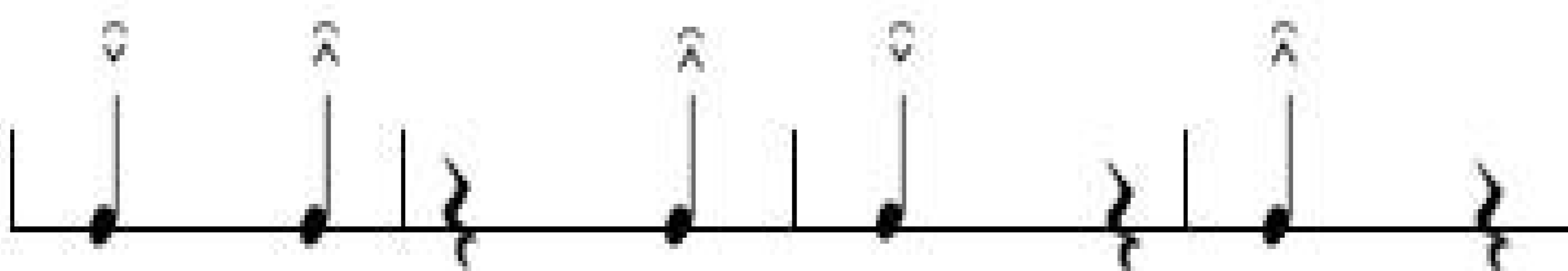
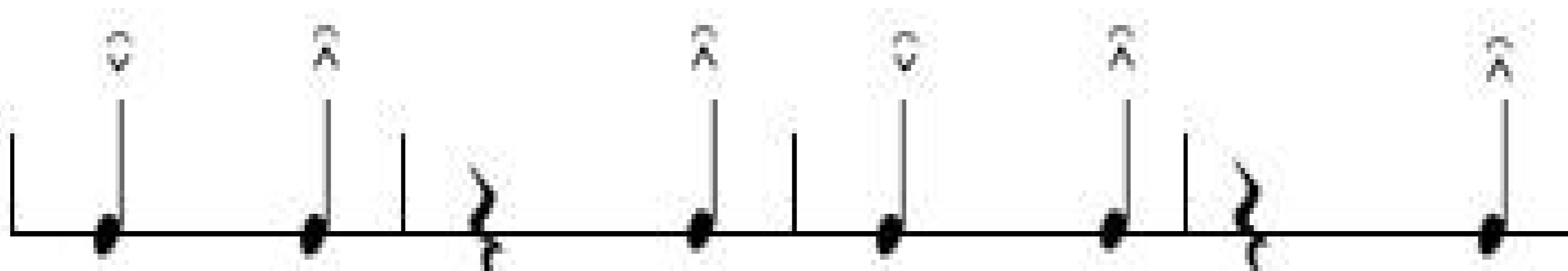
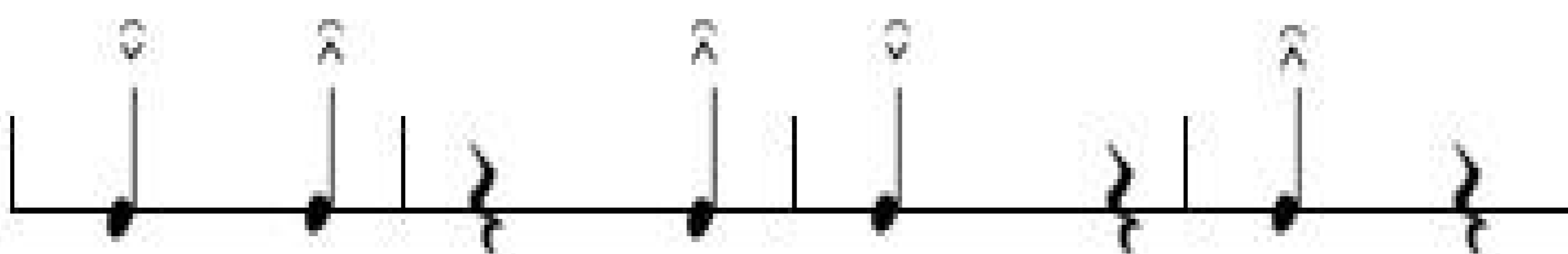
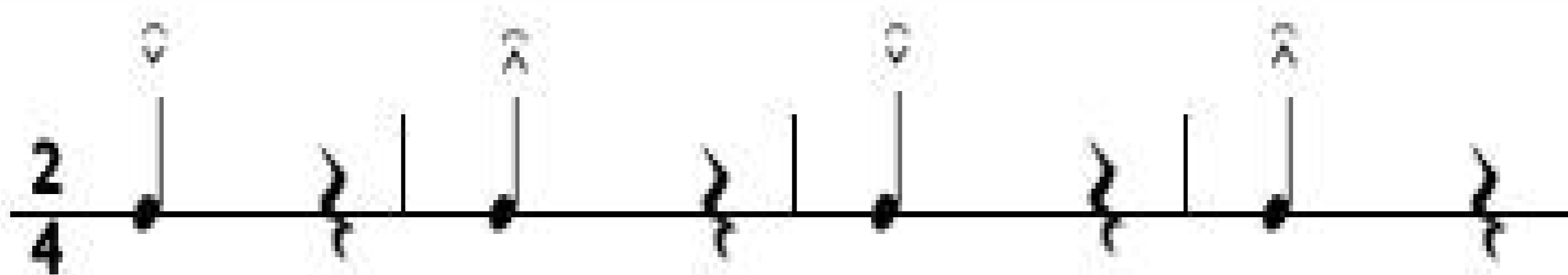
آرامه







صفحه ۱۰

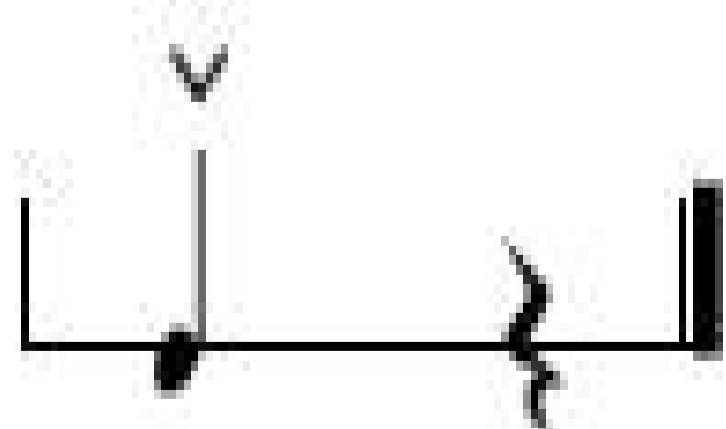
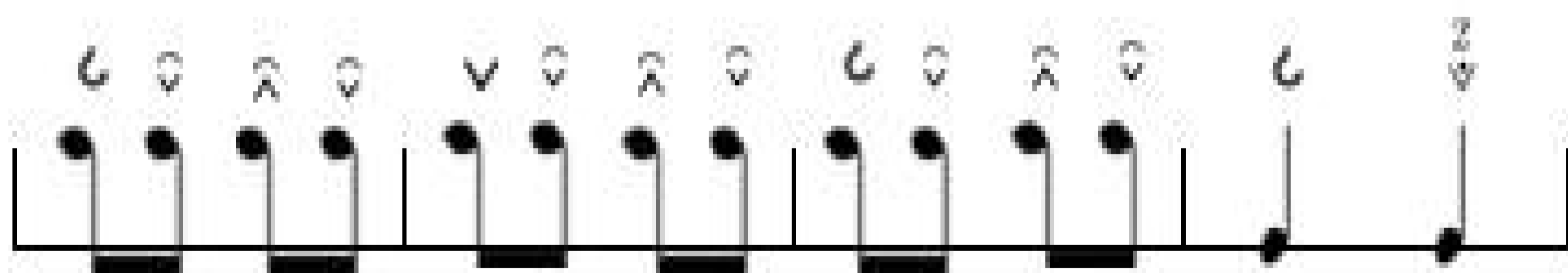
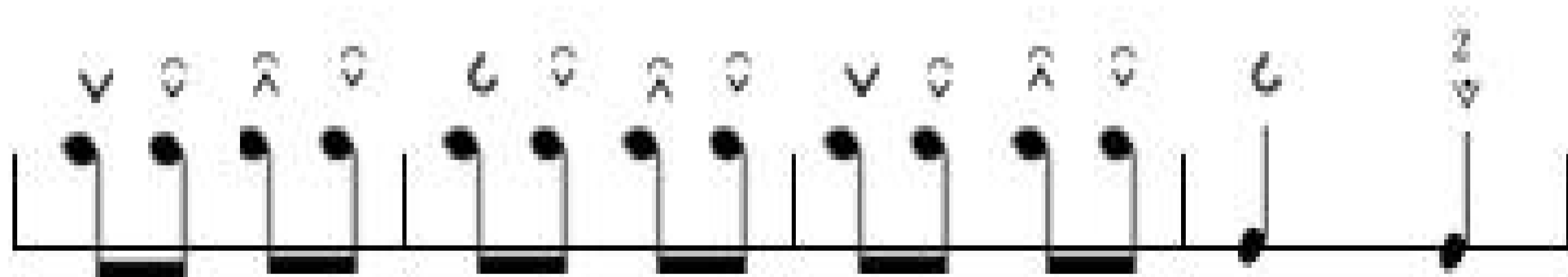
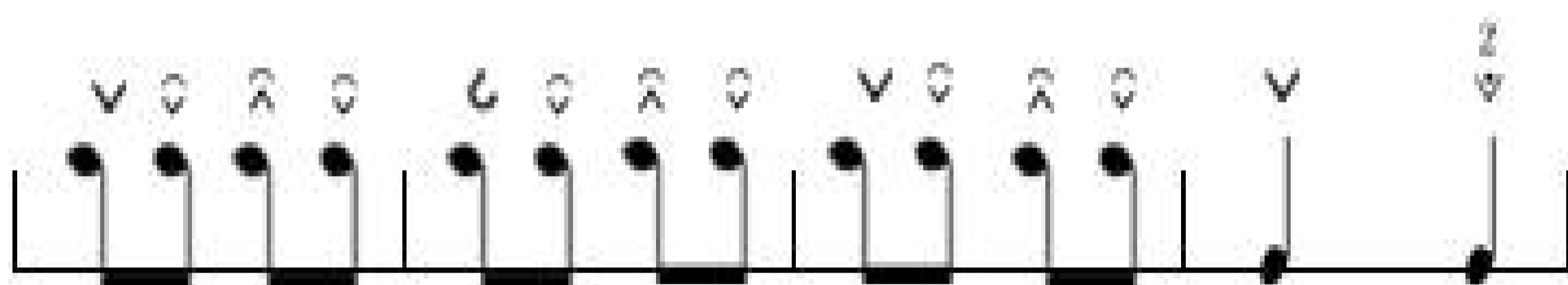
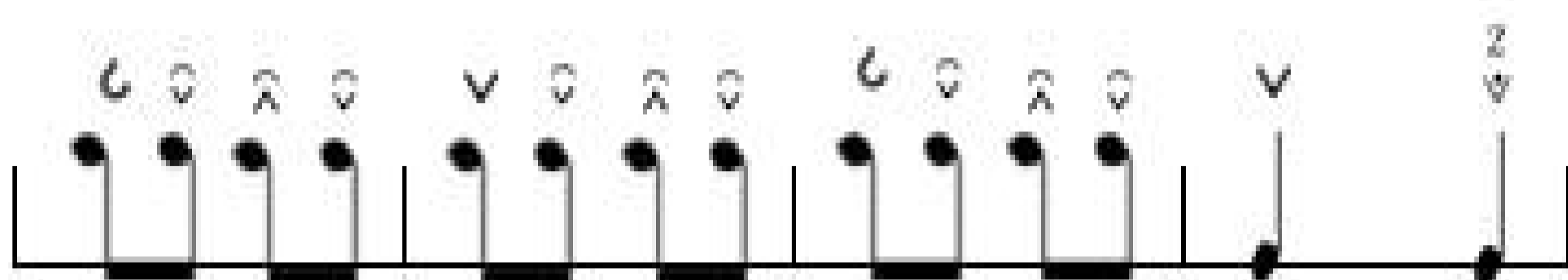
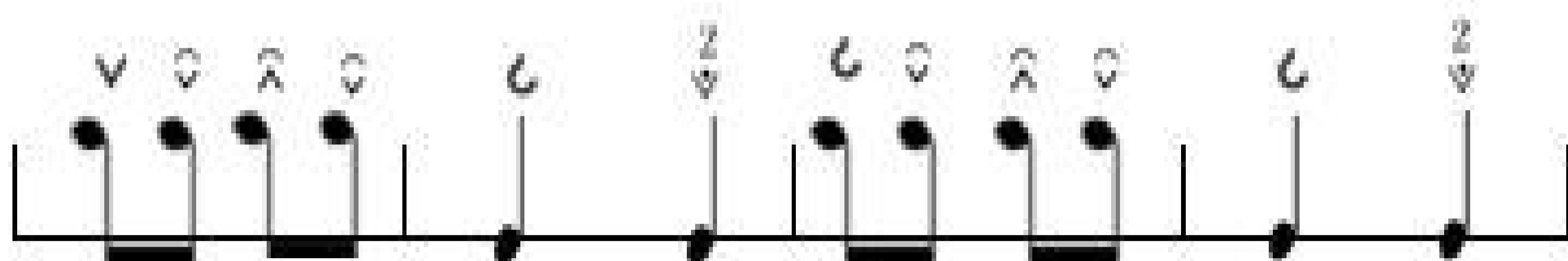
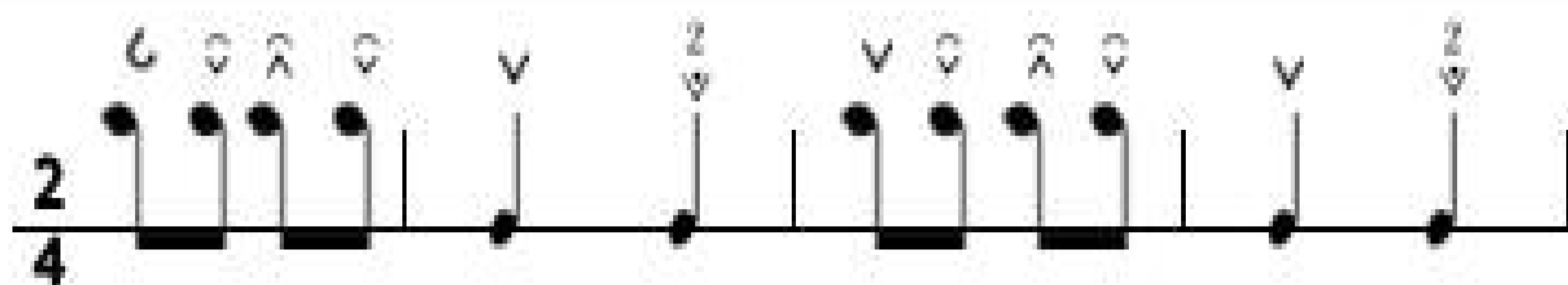




12

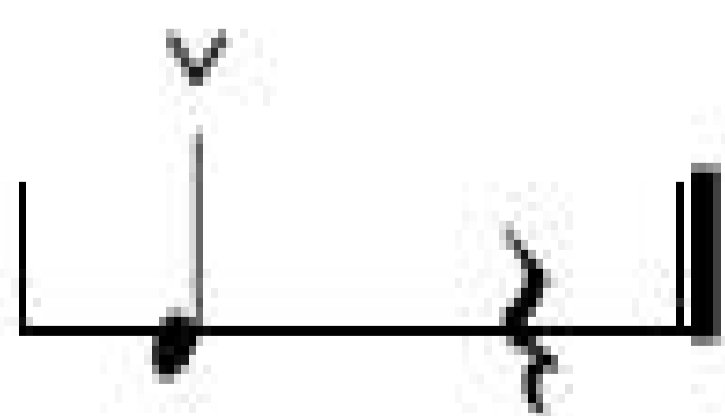
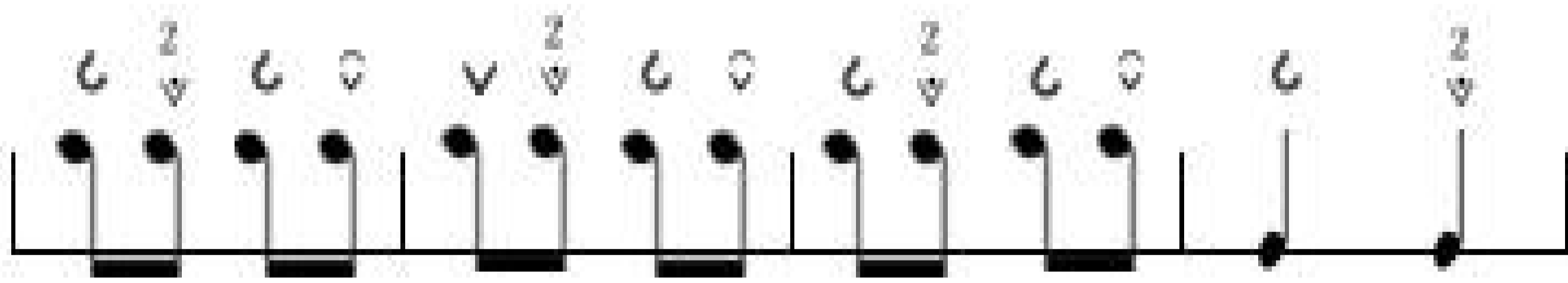
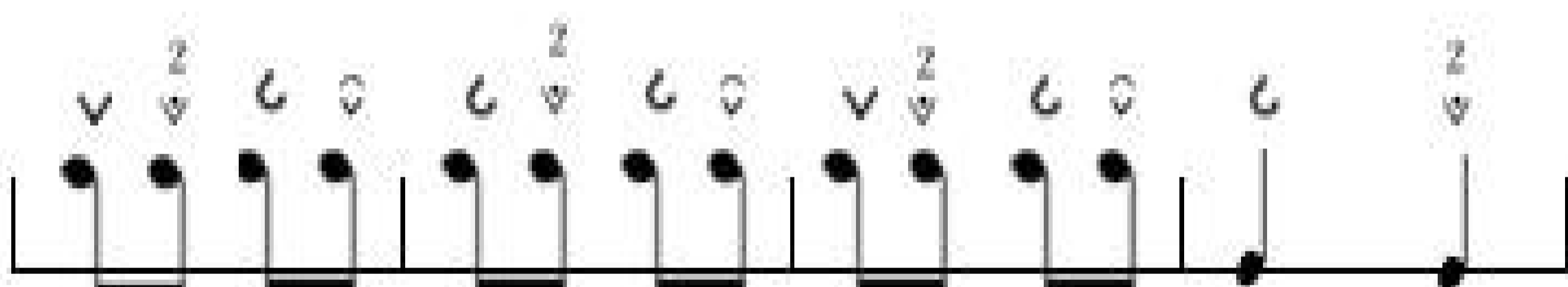
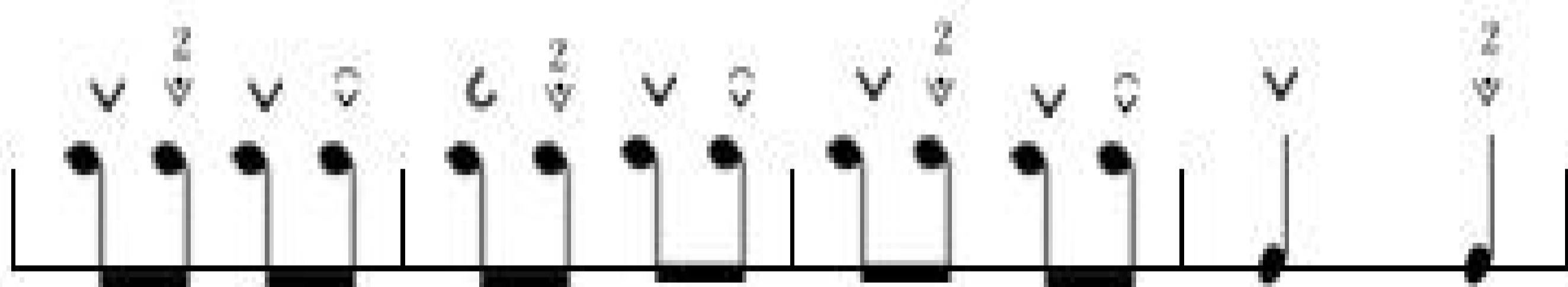

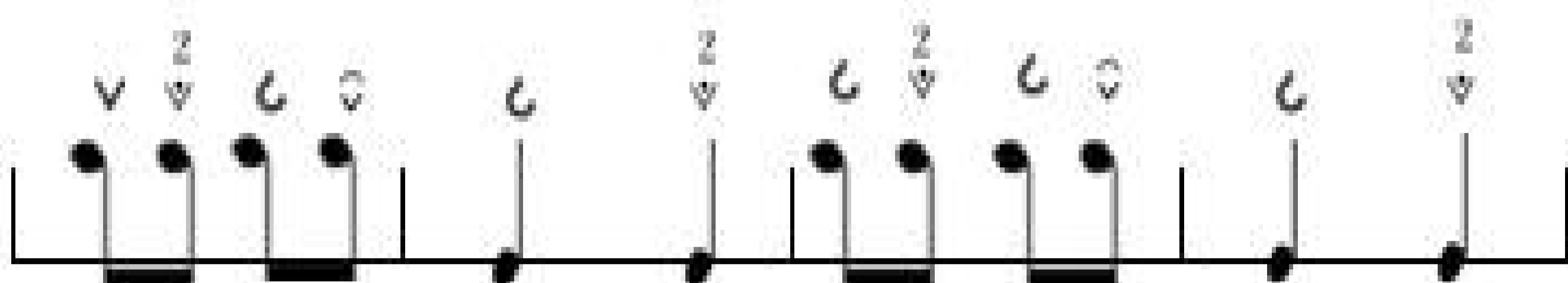
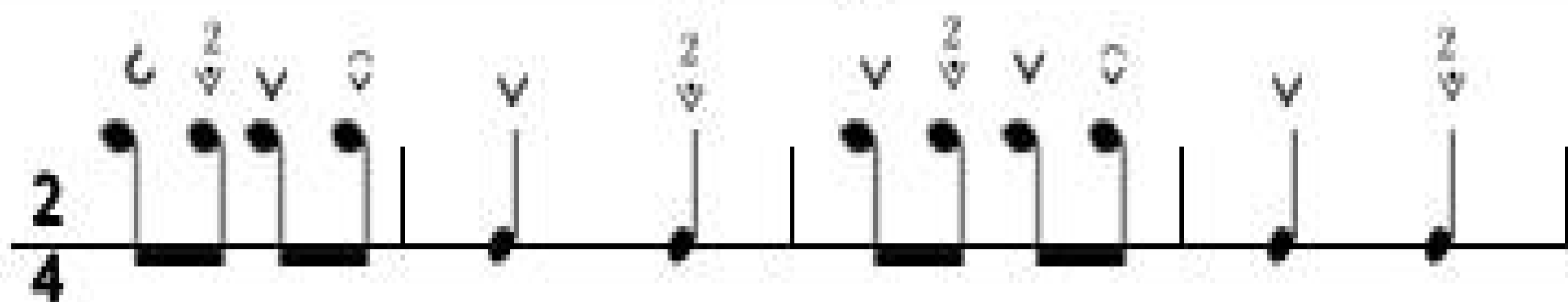
تالیف و تدوین: کریم طاهری

2  
4



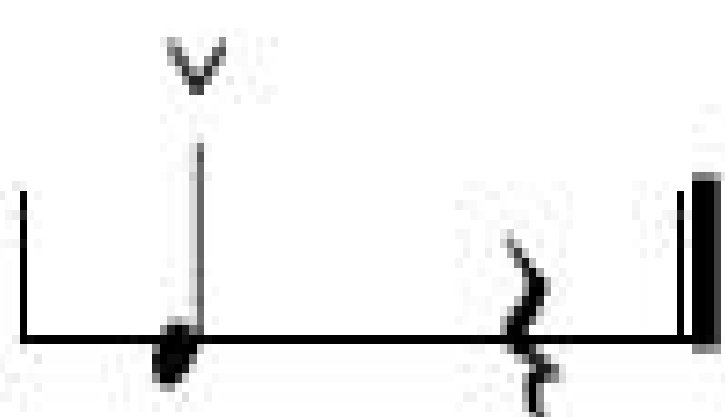
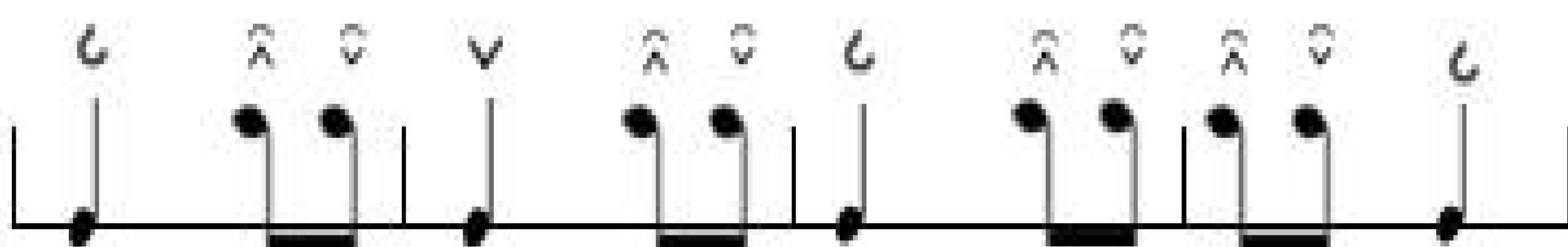
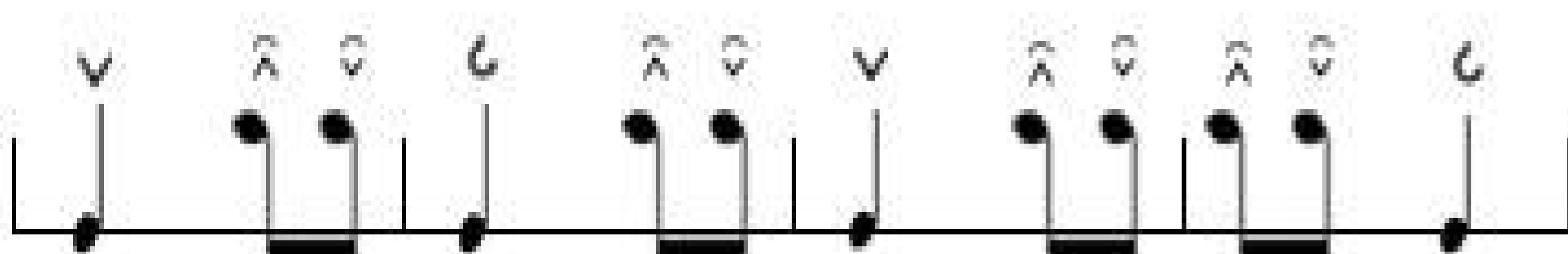
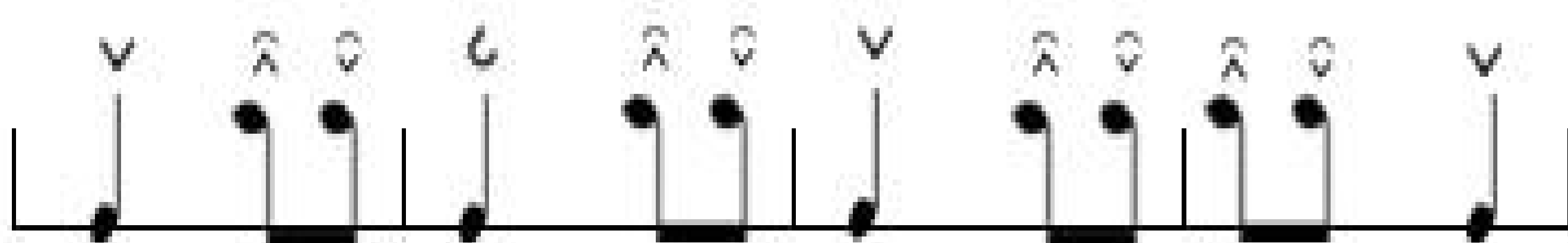
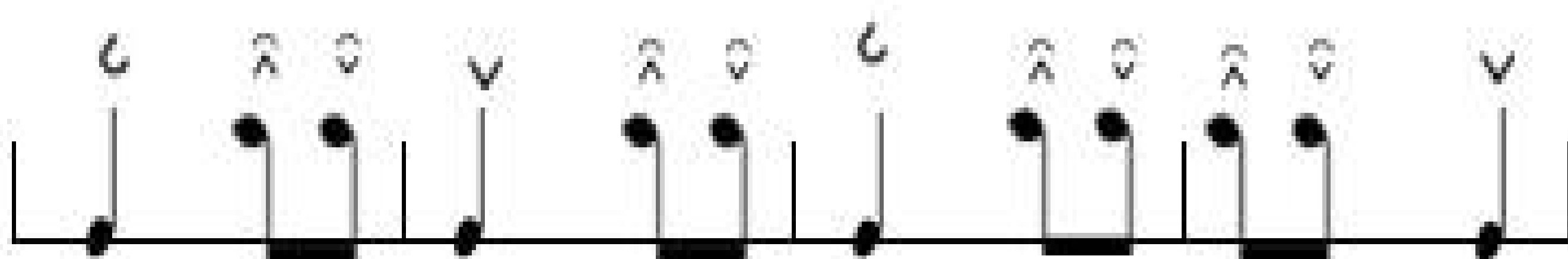
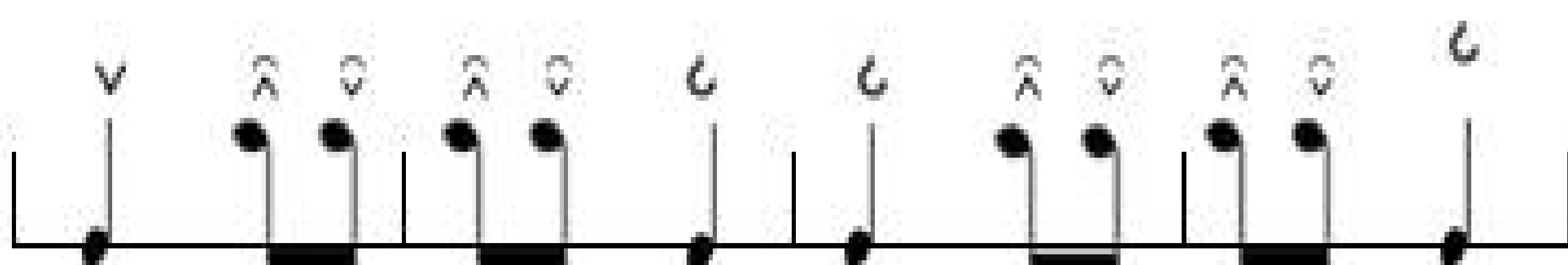
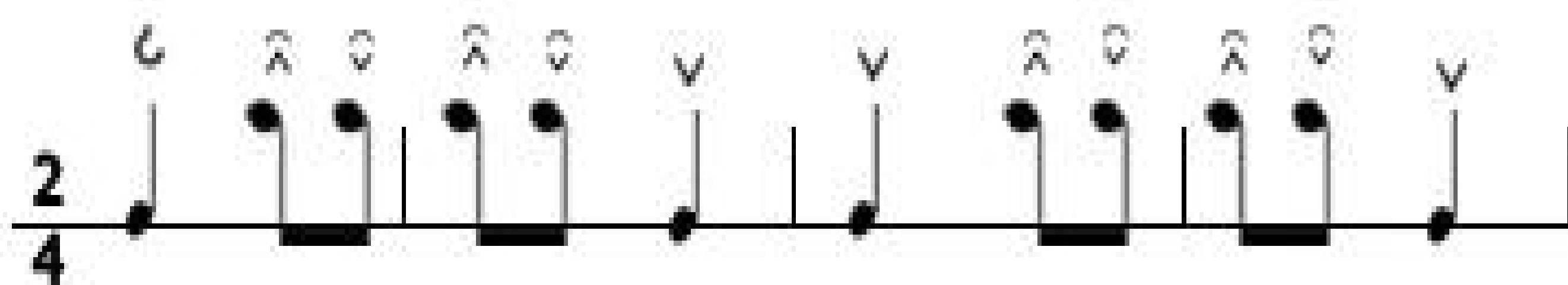
توجه: لطفاً تمرین فوق را یکبار با جایگزینی V بجای A و V بجای D اجرا نمایید

توجه: لطفاً تمرین فوق را یکبار با جایگزینی V بجای C و V بجای C اجرا نمایید



توجه: لطفا تمرین فوق را یکبار با جایگزینی  $V$  بجای  $\hat{A}$  و  $V$  بجای  $\hat{C}$  اجرا نمایید





توجه: لطفاً تمرین فوق را یکبار با جایگزینی  $\hat{\wedge}$  بجای  $\vee$

و  $\vee$  بجای  $\hat{\circ}$  اجرا نمایید

توجه: لطفاً تمرین فوق را یکبار یا جایگزینی  $\hat{\vee}$  بجای  $\hat{\wedge}$  و  $\vee$  بجای  $\circ$  اجرا نمایید

18

تالیف و تدوین: کریم طاهری

Musical staff 1: 2/4 time signature. Notes on the first line. Fingerings: C, V, 2, 3, V, A, C, V, V, 2, 3, V, A, C.

Musical staff 2: 2/4 time signature. Notes on the first line. Fingerings: V, C, 2, 3, C, A, C, C, 2, 3, C, A, C.

Musical staff 3: 2/4 time signature. Notes on the first line. Fingerings: C, V, 2, 3, V, V, 2, 3, C, V, 2, 3, V, A, C.

Musical staff 4: 2/4 time signature. Notes on the first line. Fingerings: V, V, 2, 3, C, V, 2, 3, V, V, 2, 3, V, A, C.

Musical staff 5: 2/4 time signature. Notes on the first line. Fingerings: V, C, 2, 3, C, C, 2, 3, V, C, 2, 3, C, A, C.

Musical staff 6: 2/4 time signature. Notes on the first line. Fingerings: C, C, 2, 3, V, C, 2, 3, C, C, 2, 3, C, A, C.

Musical staff 7: 2/4 time signature. Notes on the first line. Fingering: C.

توجه: لطفاً تمرین فوق را یکبار با جایگزینی V بجای A و V بجای C اجرا نمایید

# 19

تالیف و تدوین: کریم طاهری

توجه: لطفاً تمرین فوق را یکبار با جایگزینی V بجای ^ و V بجای O اجرا نمایید

20

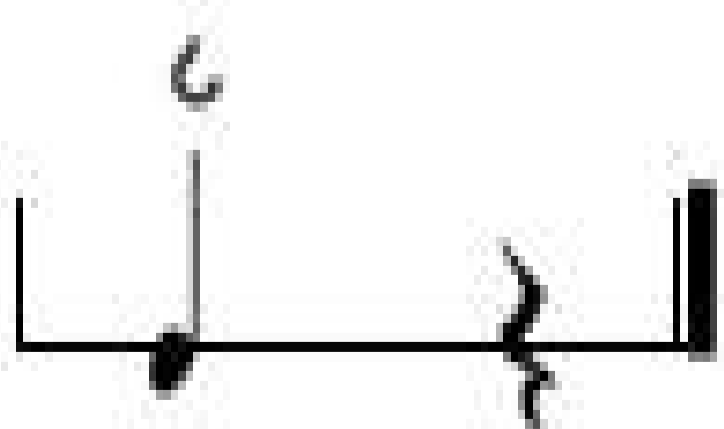
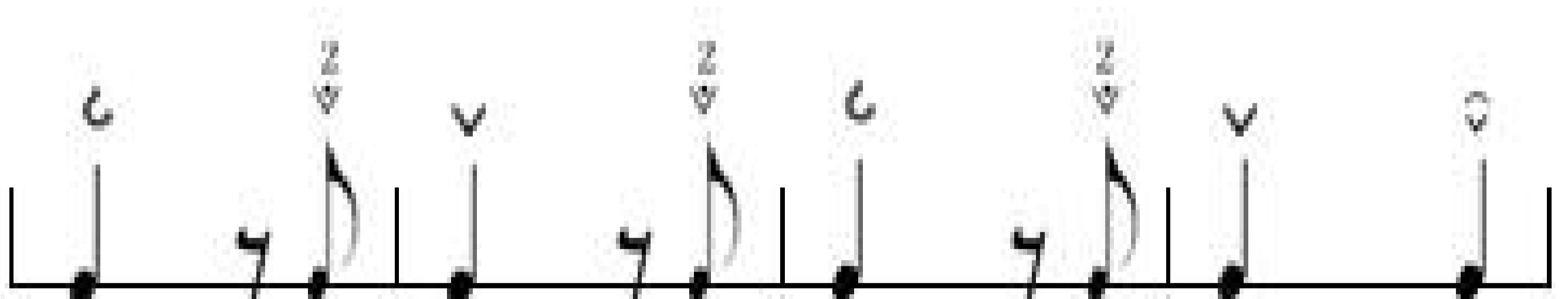
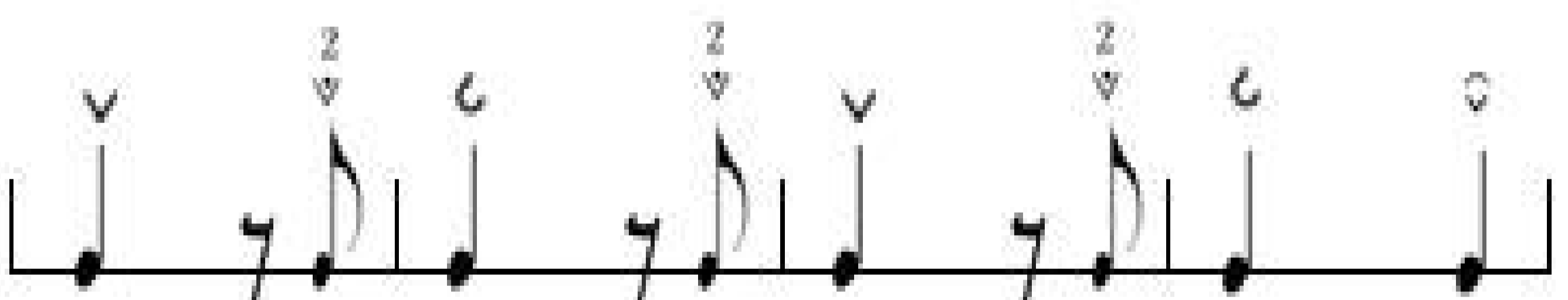


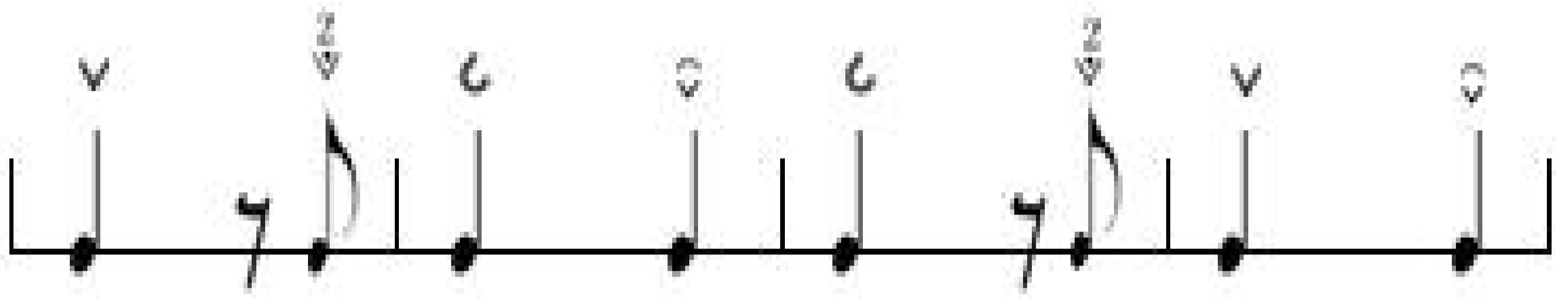
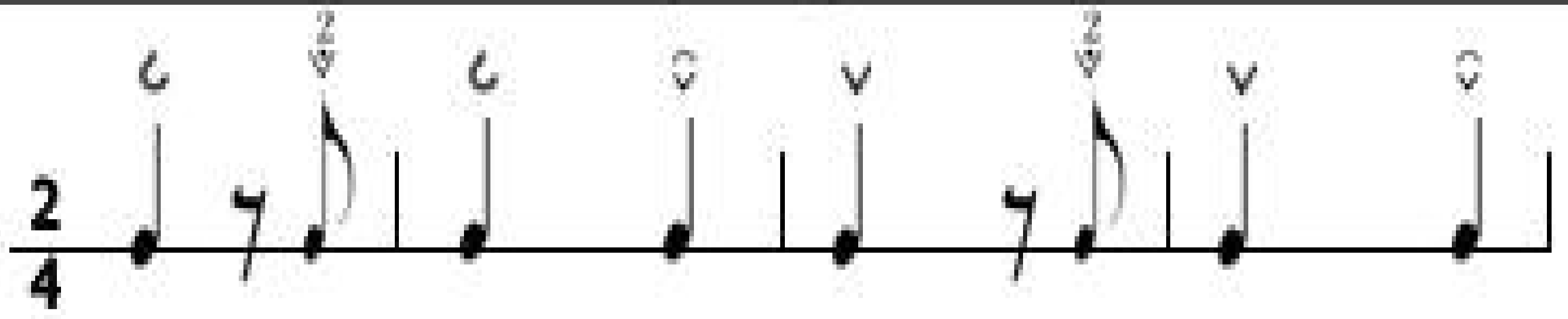
تالیف و تدوین: کریم طاهری

توجه: لطفاً تمرین فوقی را یکبار با چابکزی ۱ بجای ۲  
و ۲ بجای ۱ اجرا نمایید

21

تالیف و تدوین: کریم ظاهری

توجه: لطفا تمرین فوق را یکبار با جایگزینی V بجای R  
و V بجای C اجرا نمایید



توجه: لطفاً تمرین فوقی را یکبار با جایگزینی v بجای 2/4

و v بجای C اجرا نمایید

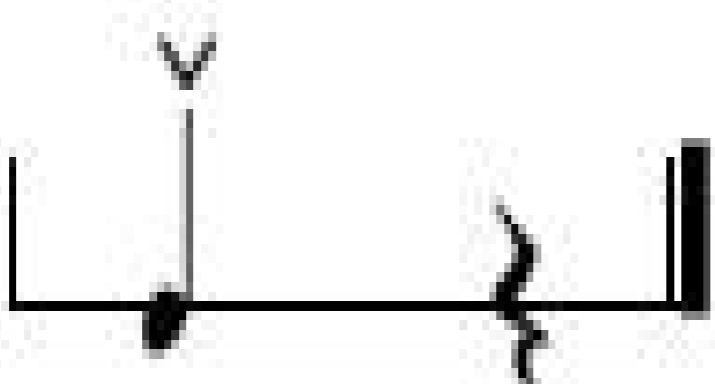
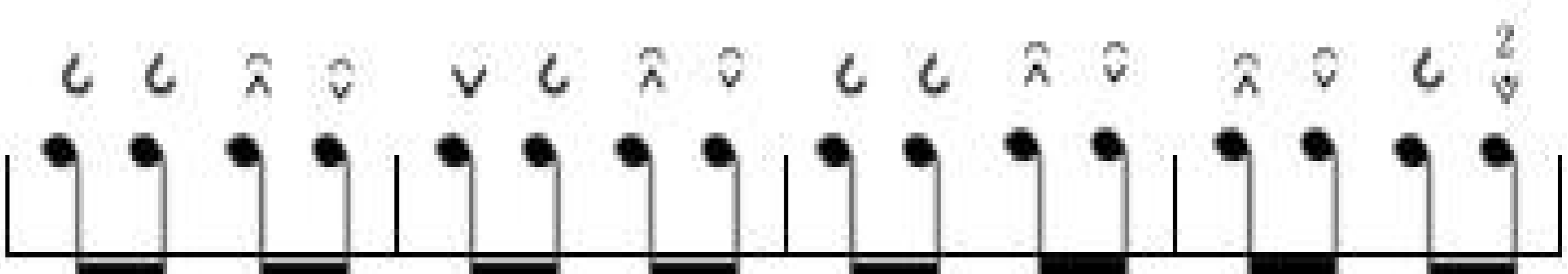
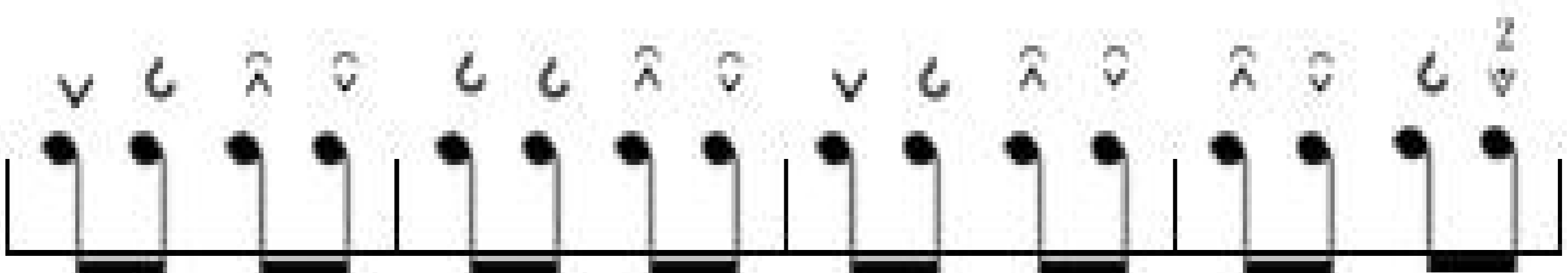
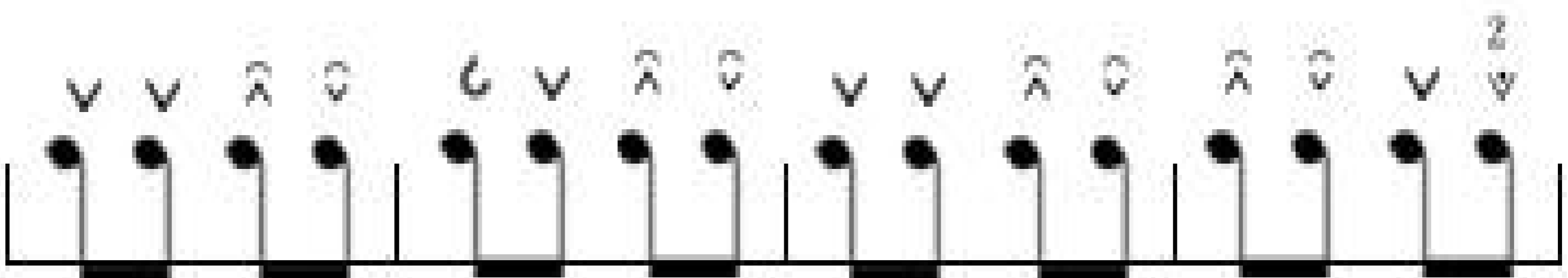

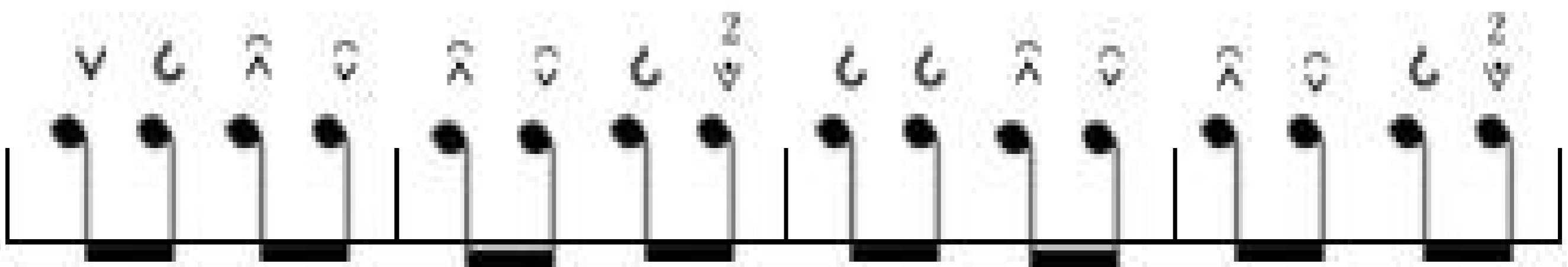
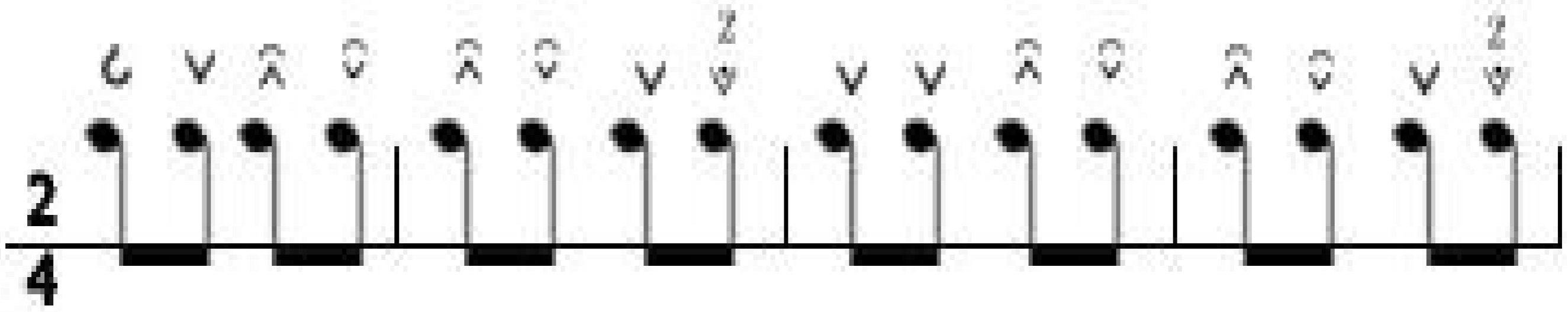
# 23

تالیف و تدوین: کریم طاهری

2  
4

توجه: لطفاً تمرین فوق را یکبار با جایگزینی ♩ بجای ♩ و ♩ بجای ♩ اجرا نمایید





توجه: لطفا تمرین فوق را یکبار با جایگزینی ۷ بجای ۸

و ۶ بجای ۷ اجرا نمایید

توجه: لطفاً تمرین فوق را یکبار با جایگزینی  $\wedge$  بجای  $\vee$  و  $\circ$  بجای  $\odot$  اجرا نمایید

2  
4

توجه: لطفاً تمرین فوق را یکبار با جایگزینی ۸ بجای ۸  
و ۷ بجای ۷ اجرا نمایید

Handwritten musical notation on a staff. Above the staff are rhythmic symbols: a crescent moon with a vertical line, an accent (^), and pairs of numbers 1 and 2, 3 and 4, each with a downward-pointing arrow. The staff contains notes with stems and beams, corresponding to the fingerings indicated above.

Handwritten musical notation on a staff. Above the staff are rhythmic symbols: an accent (^), a crescent moon with a vertical line, and pairs of numbers 1 and 2, 3 and 4, each with a downward-pointing arrow. The staff contains notes with stems and beams.

Handwritten musical notation on a staff. Above the staff are rhythmic symbols: a crescent moon with a vertical line, an accent (^), and pairs of numbers 1 and 2, 3 and 4, each with a downward-pointing arrow. The staff contains notes with stems and beams.

Handwritten musical notation on a staff. Above the staff are rhythmic symbols: an accent (^), an accent (^), and pairs of numbers 1 and 2, 3 and 4, each with a downward-pointing arrow. The staff contains notes with stems and beams.

Handwritten musical notation on a staff. Above the staff are rhythmic symbols: an accent (^), a crescent moon with a vertical line, and pairs of numbers 1 and 2, 3 and 4, each with a downward-pointing arrow. The staff contains notes with stems and beams.

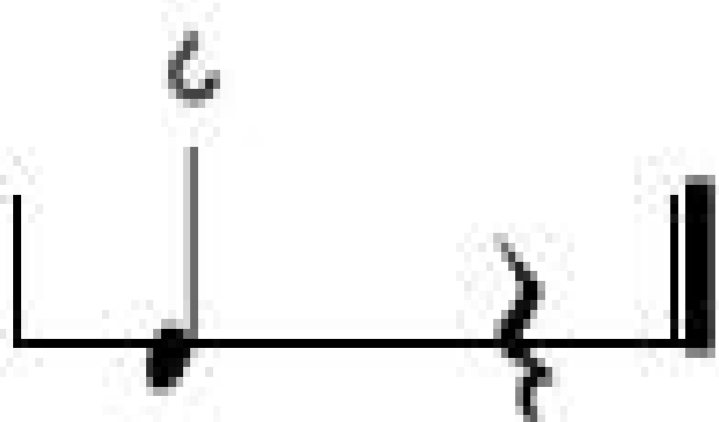
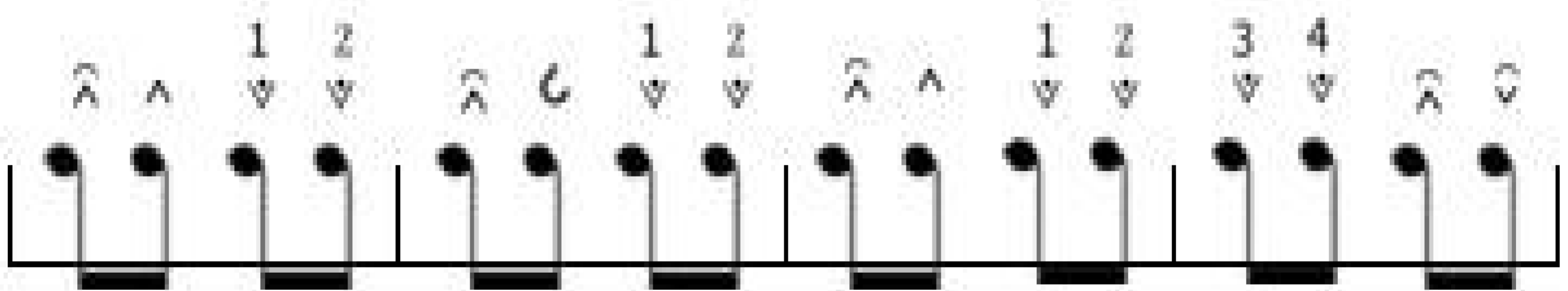
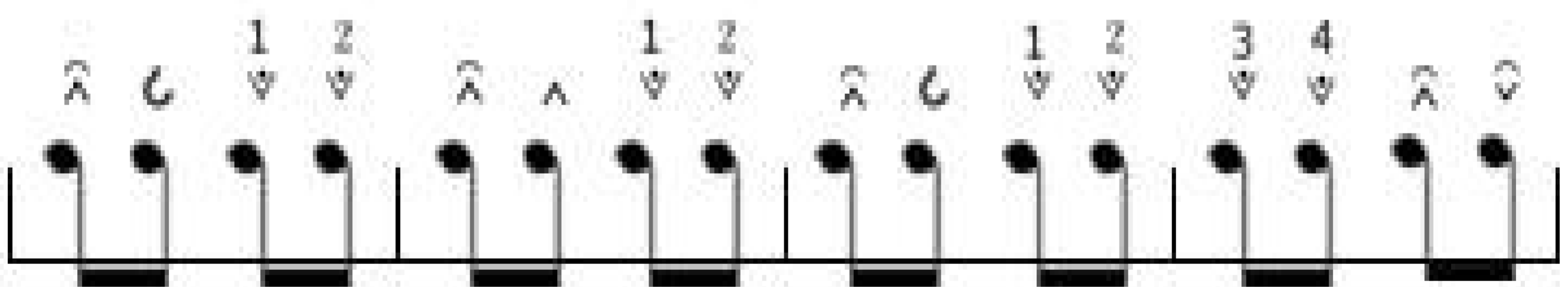
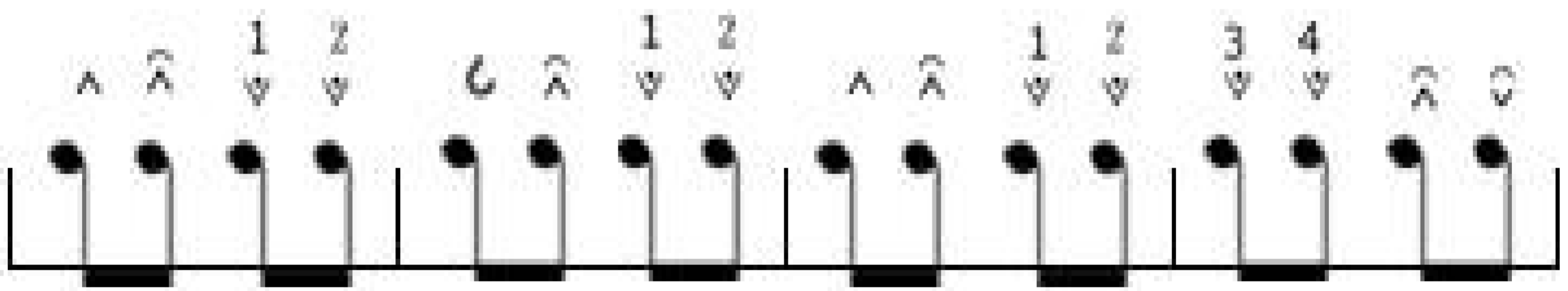

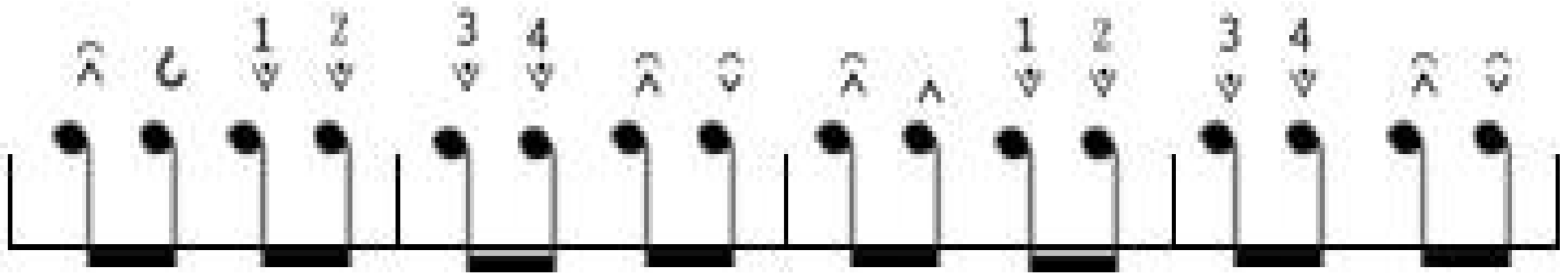
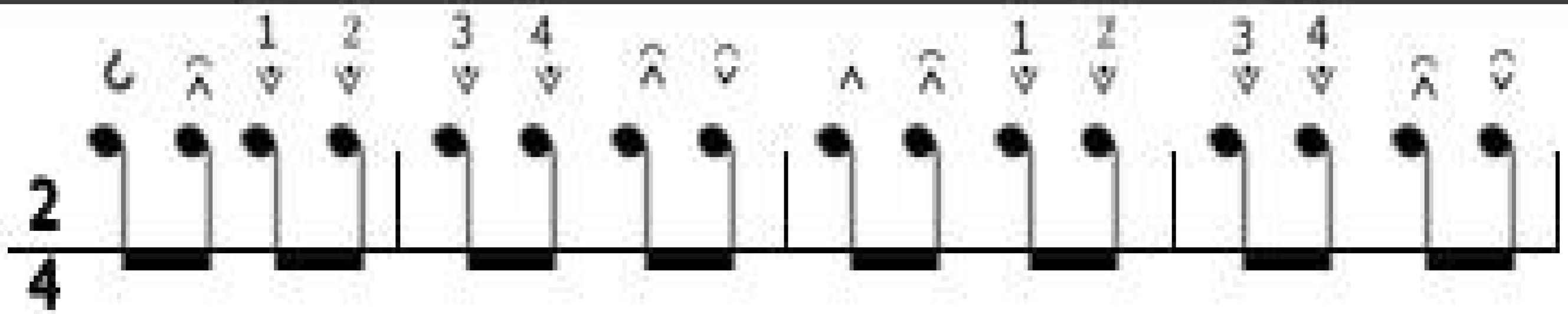
Handwritten musical notation on a staff. Above the staff are rhythmic symbols: a crescent moon with a vertical line, a crescent moon with a vertical line, and pairs of numbers 1 and 2, 3 and 4, each with a downward-pointing arrow. The staff contains notes with stems and beams.

Handwritten musical notation on a staff. Above the staff is a crescent moon with a vertical line. The staff contains a single note with a stem and a fermata symbol above it.

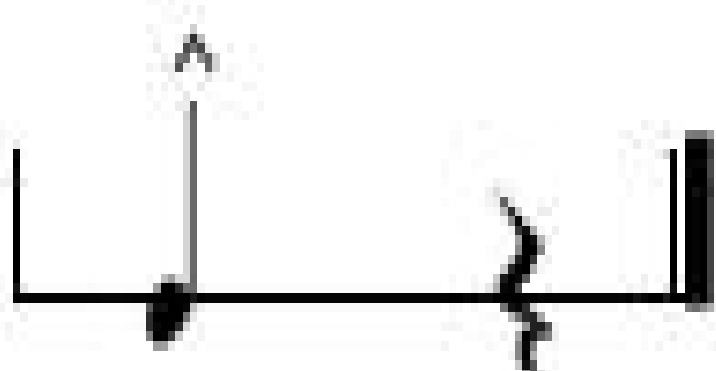
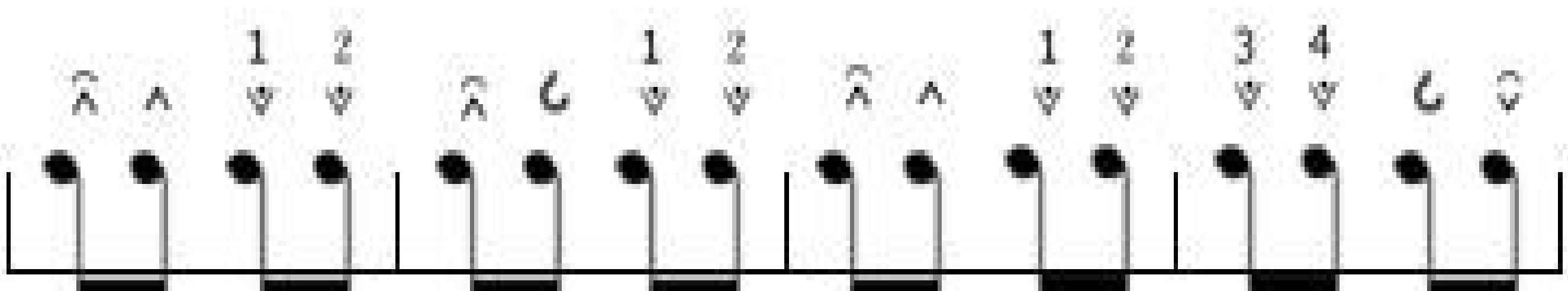
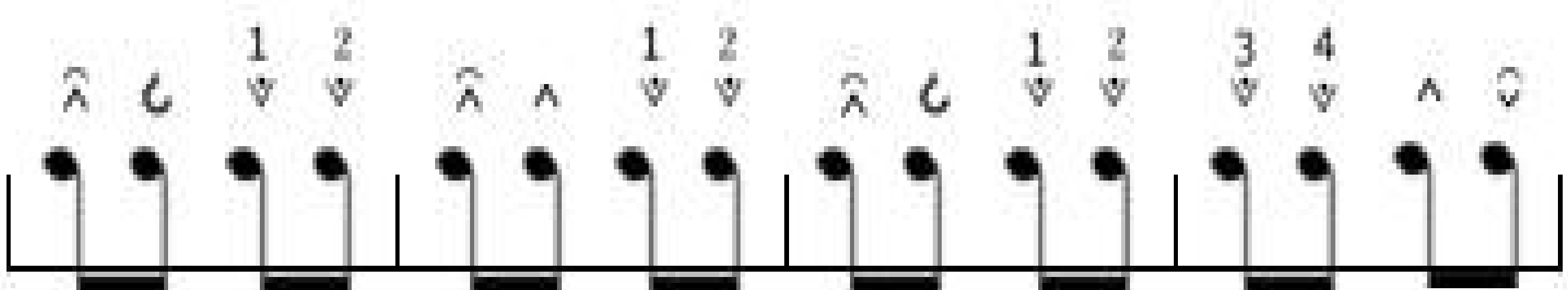
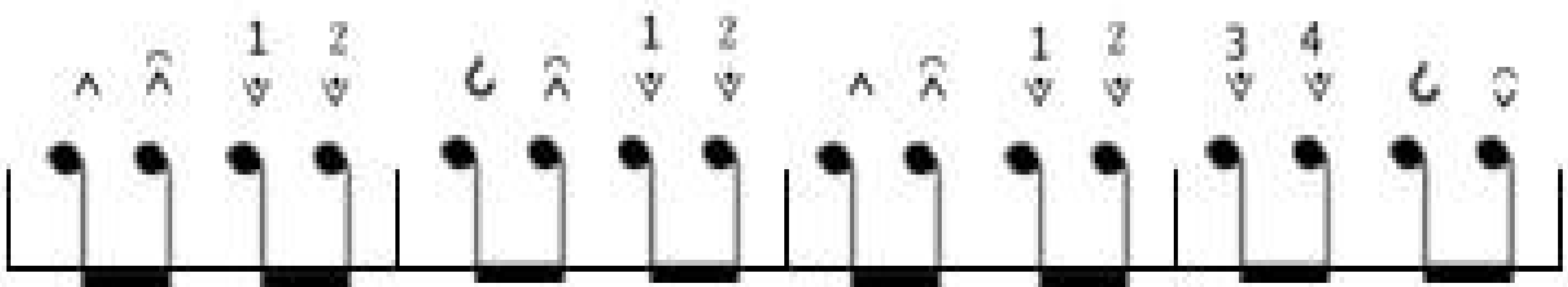

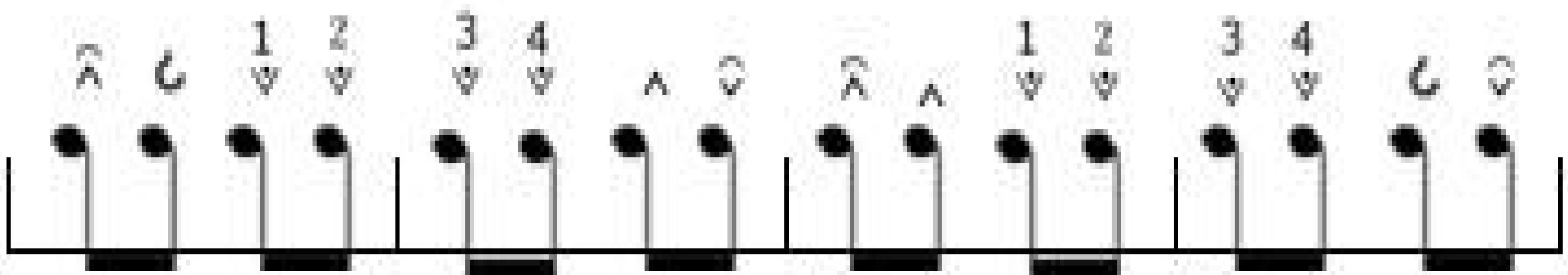
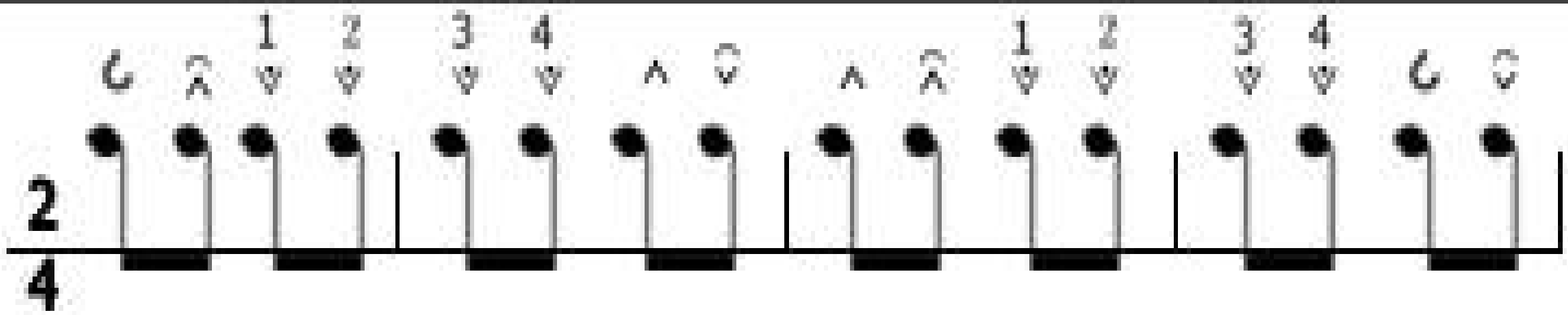
توجه: لطفا تمرین فوق را یکبار با جایگزینی ۸ بجای ۸ و ۷ بجای ۷ اجرا نمایید

2  
4

توجه: لطفاً تمرین فوق را یکبار با چابک‌زنی  $\wedge$  بجای  $\hat{}$   
 و  $\vee$  بجای  $\circ$  اجرا نمایید



توجه: لطفاً تمرین فوق را یکبار با جایگزینی ۸ بجای ۶  
و ۷ بجای ۵ اجرا نمایید



توجه: لطفاً تمرین فوقی را یکبار با جایگزینی  $\wedge$  بجای  $\wedge$

و  $\vee$  بجای  $\vee$  اجرا نمایید

31

تالیف و تدوین: کریم طاهری

2/4









3/4

3/4

صفحه ۳۶

# 37

تالیف و تدوین: کریم ظاهری

$\text{C} \overset{2}{\text{V}} \text{V} \overset{2}{\text{V}} \overset{2}{\text{A}} \text{O} \overset{2}{\text{A}} \text{O}$ 
 $\text{V} \overset{2}{\text{V}} \text{V} \overset{2}{\text{V}} \overset{2}{\text{A}} \text{O} \overset{2}{\text{A}} \text{O}$ 
 $\text{V} \overset{2}{\text{V}} \text{C} \overset{2}{\text{V}} \overset{2}{\text{A}} \text{O} \overset{2}{\text{A}} \text{O}$

$\text{C} \overset{2}{\text{V}} \text{C} \overset{2}{\text{V}} \overset{2}{\text{A}} \text{O} \overset{2}{\text{A}} \text{O}$ 
 $\text{C} \overset{2}{\text{V}} \text{V} \overset{2}{\text{V}} \overset{2}{\text{A}} \text{O} \overset{2}{\text{A}} \text{O}$ 
 $\text{V} \overset{2}{\text{V}} \text{V} \overset{2}{\text{V}} \overset{2}{\text{A}} \text{O} \overset{2}{\text{A}} \text{O}$

$\text{V} \overset{2}{\text{V}} \text{C} \overset{2}{\text{V}} \overset{2}{\text{A}} \text{O} \overset{2}{\text{A}} \text{O}$ 
 $\text{C} \overset{2}{\text{V}} \text{C} \overset{2}{\text{V}} \overset{2}{\text{A}} \text{O} \overset{2}{\text{A}} \text{O}$ 
 $\text{C} \overset{2}{\text{V}} \text{V} \overset{2}{\text{V}} \overset{2}{\text{V}} \overset{2}{\text{V}} \overset{2}{\text{V}}$

$\text{V} \overset{2}{\text{V}} \text{V} \overset{2}{\text{V}} \overset{2}{\text{V}} \overset{2}{\text{V}} \overset{2}{\text{V}}$ 
 $\text{V} \overset{2}{\text{V}} \text{C} \overset{2}{\text{V}} \overset{2}{\text{V}} \overset{2}{\text{V}} \overset{2}{\text{V}}$ 
 $\text{C} \overset{2}{\text{V}} \text{C} \overset{2}{\text{V}} \overset{2}{\text{V}} \overset{2}{\text{V}} \overset{2}{\text{V}}$

$\text{C} \overset{2}{\text{V}} \text{V} \overset{2}{\text{V}} \overset{2}{\text{V}} \overset{2}{\text{V}} \overset{2}{\text{V}}$ 
 $\text{V} \overset{2}{\text{V}} \text{V} \overset{2}{\text{V}} \overset{2}{\text{V}} \overset{2}{\text{V}}$ 
 $\text{V} \overset{2}{\text{V}} \text{C} \overset{2}{\text{V}} \overset{2}{\text{V}} \overset{2}{\text{V}} \overset{2}{\text{V}}$

$\text{C} \overset{2}{\text{V}} \text{C} \overset{2}{\text{V}} \overset{2}{\text{V}} \overset{2}{\text{V}} \overset{2}{\text{V}}$ 
 $\text{C} \overset{2}{\text{V}} \text{C}$



♩ ♪ ♪ ♩ ♪ ♪ ♩ ♪ ♪ ♩ ♪ ♪ ♩ ♪ ♪ ♩ ♪ ♪ ♩

♩ ♪ ♪ ♩ ♪ ♪ ♩ ♪ ♪ ♩ ♪ ♪ ♩ ♪ ♪ ♩ ♪ ♪ ♩

♩ ♪ ♪ ♩ ♪ ♪ ♩ ♪ ♪ ♩ ♪ ♪ ♩ ♪ ♪ ♩ ♪ ♪ ♩

♩ ♪ ♪ ♩ ♪ ♪ ♩ ♪ ♪ ♩ ♪ ♪ ♩ ♪ ♪ ♩ ♪ ♪ ♩

♩ ♪ ♪ ♩ ♪ ♪ ♩ ♪ ♪ ♩ ♪ ♪ ♩ ♪ ♪ ♩ ♪ ♪ ♩

♩ ♪ ♪ ♩ ♪ ♪ ♩ ♪ ♪ ♩ ♪ ♪ ♩ ♪ ♪ ♩ ♪ ♪ ♩

♩ ♪ ♪ ♩

صفحه ۴۰



♩ ♪ ♪ ♪ ♪ ♪ ♪ ♪ ♪

♩ ♪ ♪ ♪ ♪ ♪ ♪ ♪ ♪

♩ ♪ ♪ ♪ ♪ ♪ ♪ ♪ ♪

♩ ♪ ♪ ♪ ♪ ♪ ♪ ♪ ♪

♩ ♪ ♪ ♪ ♪ ♪ ♪ ♪ ♪

♩ ♪ ♪ ♪ ♪ ♪ ♪ ♪ ♪

♩ ♪ ♪ ♪

پایان







4/4

4/4







Musical staff 1: 4/4 time signature. The first measure contains a quarter note on the first line and a half note on the second line. The second measure contains a quarter note on the first line and a half note on the second line. The third measure contains a quarter note on the first line and a half note on the second line. The fourth measure contains a quarter note on the first line and a half note on the second line.

Musical staff 2: 4/4 time signature. The first measure contains a quarter note on the first line and a half note on the second line. The second measure contains a quarter note on the first line and a half note on the second line. The third measure contains a quarter note on the first line and a half note on the second line. The fourth measure contains a quarter note on the first line and a half note on the second line.

Musical staff 3: 4/4 time signature. The first measure contains a quarter note on the first line and a half note on the second line. The second measure contains a quarter note on the first line and a half note on the second line. The third measure contains a quarter note on the first line and a half note on the second line. The fourth measure contains a quarter note on the first line and a half note on the second line.

Musical staff 4: 4/4 time signature. The first measure contains a quarter note on the first line and a half note on the second line. The second measure contains a quarter note on the first line and a half note on the second line. The third measure contains a quarter note on the first line and a half note on the second line. The fourth measure contains a quarter note on the first line and a half note on the second line.

Musical staff 5: 4/4 time signature. The first measure contains a quarter note on the first line and a half note on the second line. The second measure contains a quarter note on the first line and a half note on the second line. The third measure contains a quarter note on the first line and a half note on the second line. The fourth measure contains a quarter note on the first line and a half note on the second line.

Musical staff 6: 4/4 time signature. The first measure contains a quarter note on the first line and a half note on the second line. The second measure contains a quarter note on the first line and a half note on the second line. The third measure contains a quarter note on the first line and a half note on the second line. The fourth measure contains a quarter note on the first line and a half note on the second line.

Musical staff 7: 4/4 time signature. The first measure contains a quarter note on the first line and a half note on the second line. The second measure contains a quarter note on the first line and a half note on the second line. The third measure contains a quarter note on the first line and a half note on the second line. The fourth measure contains a quarter note on the first line and a half note on the second line.

منتهی









The image displays seven staves of musical notation for a 6/8 rhythm exercise. The notation includes eighth notes, quarter notes, and beamed eighth notes, with various rhythmic markings above the notes such as accents (^), slurs, and '2' with a downward arrow. The exercise concludes with a double bar line and a fermata on the final note.

The musical exercise is written on a tenor staff with a 6/8 time signature. It consists of eight measures. The notes and rests are as follows:

- Measure 1: Quarter rest, eighth notes G4, A4, B4, quarter note C5, quarter note B4, eighth notes A4, G4.
- Measure 2: Quarter note G4, quarter note A4, quarter note B4, quarter note C5, quarter note B4, quarter note A4, quarter note G4.
- Measure 3: Quarter note G4, quarter note A4, quarter note B4, quarter note C5, quarter note B4, quarter note A4, quarter note G4.
- Measure 4: Quarter note G4, quarter note A4, quarter note B4, quarter note C5, quarter note B4, quarter note A4, quarter note G4.
- Measure 5: Quarter note G4, quarter note A4, quarter note B4, quarter note C5, quarter note B4, quarter note A4, quarter note G4.
- Measure 6: Quarter note G4, quarter note A4, quarter note B4, quarter note C5, quarter note B4, quarter note A4, quarter note G4.
- Measure 7: Quarter note G4, quarter note A4, quarter note B4, quarter note C5, quarter note B4, quarter note A4, quarter note G4.
- Measure 8: Quarter note G4, quarter note A4, quarter note B4, quarter note C5, quarter note B4, quarter note A4, quarter note G4.

منتهی است

6/8



# 56

تالیف و تدوین: کریم طاهری

6/8

صفحه ۵۱

6  
8

6  
8

V

6  
8

۲۲ صفحه

منتهی است



At arilo

## راهنمای علائم و حرکاتی که در این کتاب بکار گرفته شده است

علائم	نام و توضیح	علائم	نام و توضیح
	اشاره مرحوم تهرانی	۶	تم ، اجرا با دست پائین
	اشاره ۹ انگشتی	۷	هشت کلاسیک بالا (کنار)
	اشاره ۴ انگشتی	۷	هشت کلاسیک پائین
	ریز ۹ انگشتی (پ)	۸	هشت بعلاوه
	ریز بشکنی	۸	هشت منها
	ریز تمپانی با هشت کلاسیک بالا	۸	هشت پنج انگشتی
	ریز تمپانی بعلاوه	۷	هفت کلاسیک
	ریز تمپانی منها	۷	هفت بعلاوه
	ریز تمپانی با هشت کلاسیک پائین	۷	هفت منها
	پیش ریز ، اجرا با تم	۵	هفت چهار انگشتی
	پیش ریز ، اجرا با کنار	$\frac{1}{5}$	بشکن 1
	پیش ریز ، اجرا با تم و 2 بشکن	$\frac{2}{5}$	بشکن 2
	پیش ریز ، اجرا با کنار و 2 بشکن	$\frac{3}{5}$	بشکن 3
	اجرای گلیاتدو	$\frac{4}{5}$	بشکن 4
		$\frac{2}{8}$	کنار و 2 بشکن توام

توضیح: لطفاً از تمرین شماره 13 تا تمرین شماره 30 یک دفعه بجای ۸ توسط ۷

و بجای ۵ توسط ۷ اجرا شود.