

# The Ultimate Guitar Chord Chart

By Dirk Laukens [www.guitarchordsmagic.com](http://www.guitarchordsmagic.com)

This free ebook contains the charts to the most-often used guitar chords. If you're serious about playing guitar, you should have a look at one of the best guitar courses available today: [Learn and Master Guitar](#)



## Contents

p.2 ..... [Basic Guitar Chords](#)  
 p.3 ..... [Bar Chords](#)  
 p.5 ..... [Power Chords](#)  
 p.6 ..... [Basic Jazz Guitar Chords](#)  
 p. 9 ..... [More Advanced Jazz Guitar Chords](#)  
 p. 10 ..... [More Useful Guitar Stuff](#)  
 p. 11 ..... [Learn and Master Guitar Review](#)

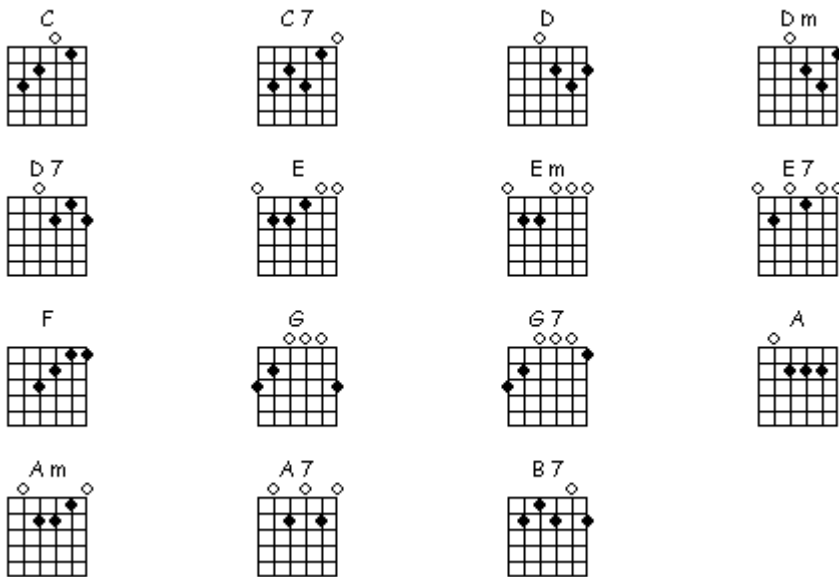
*You are allowed to distribute this free ebook to others. It may however not be sold, edited, reprinted in electronic, print, web or other format without express written permission and without mentioning the author and a live html link to [www.guitarchordsmagic.com](http://www.guitarchordsmagic.com) Contact [info@guitarchordsmagic.com](mailto:info@guitarchordsmagic.com)*

## Basic Guitar Chords

These 15 chords are the basic guitar chords that every guitarist should begin with. Memorize them as soon as possible. The best way to practice them is by [playing songs](#).

For more information on how to use and play these chords:

- [What are these basic guitar chords? What do the symbols mean \(C, B7, ...\)?](#)
- [How to play these chords \(what to do with the right hand: strumming & finger picking\)?](#)



## Speed Learning System

Improve Your Guitar Playing In Days  
With Elmore Music 5 Courses...

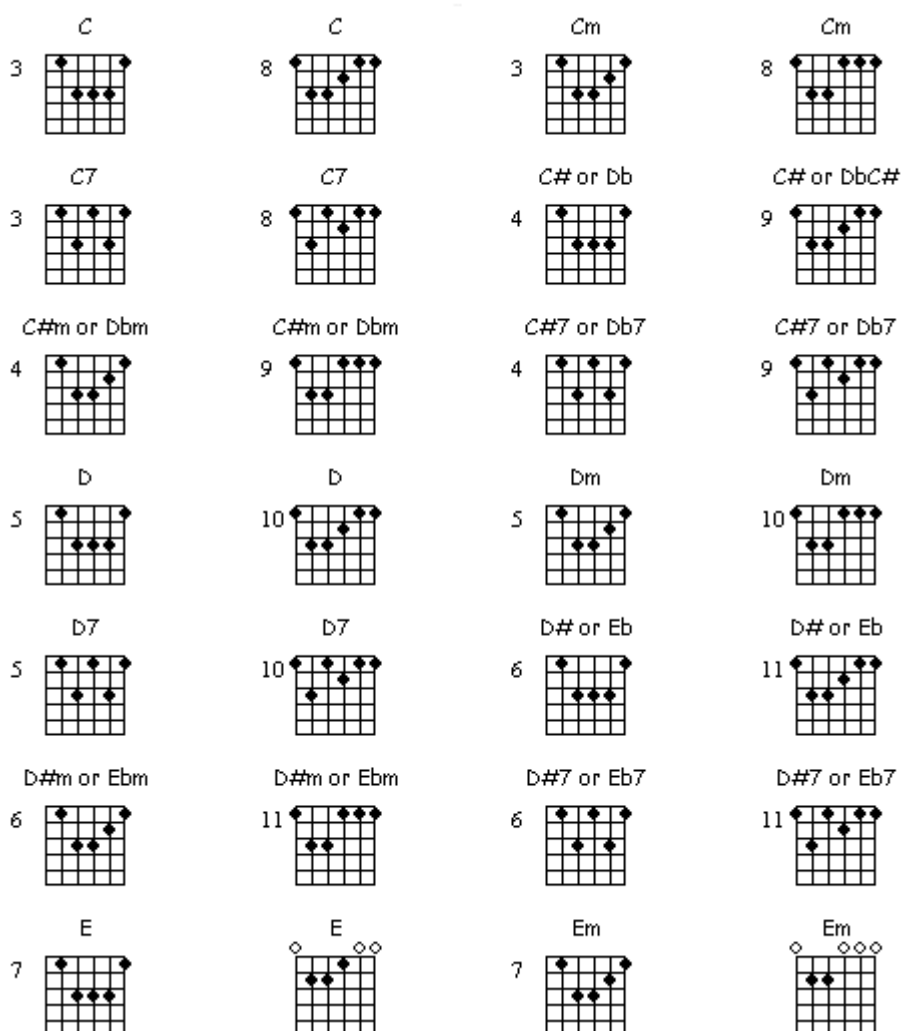



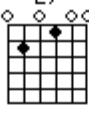










































## Bar Chords

Here is the guitar chord chart for bar chords. Learning bar chords can be a frustrating experience, your fingers seem to have the wrong shape in the beginning and the chord will sound squeaky or not sound at all. Just remember that one day not very far from this one you'll be wondering what was so difficult about playing bar chords in the first place.

Some tips on how to play bar chords:

- [Bar Chords Part 1](#)
- [Bar Chords Part 2](#)



<p>E7</p> 	<p>E7</p> 	<p>F</p> 	<p>F</p> 
<p>Fm</p> 	<p>Fm</p> 	<p>F7</p> 	<p>F7</p> 
<p>F# or Gb</p> 	<p>F# or Gb</p> 	<p>F#m or Gbm</p> 	<p>F#m or Gbm</p> 
<p>F#7 or Gb7</p> 	<p>F#7 or Gb7</p> 	<p>G</p> 	<p>G</p> 
<p>Gm</p> 	<p>Gm</p> 	<p>G7</p> 	<p>G7</p> 
<p>G# or Ab</p> 	<p>G# or Ab</p> 	<p>G#m or Abm</p> 	<p>G#m or Abm</p> 
<p>G#7 or Ab7</p> 	<p>G#7 or Ab7</p> 	<p>A</p> 	<p>A</p> 
<p>Am</p> 	<p>Am</p> 	<p>A7</p> 	<p>A7</p> 
<p>A# or Bb</p> 	<p>A# or Bb</p> 	<p>A#m or Bbm</p> 	<p>A#m or Bbm</p> 
<p>A#7 or Bb7</p> 	<p>A#7 or Bb7</p> 	<p>B</p> 	<p>B</p> 
<p>Bm</p> 	<p>Bm</p> 	<p>B7</p> 	<p>B7</p> 

# Power Chords

Power chords are a slimmed-down and easier to play version of bar chords. They can not replace bar chords though because they have a totally different sound. They are used extensively for rock and metal guitar, usually with distortion.

Learn more about power chords here:

- [How to Play Power Chords](#)

<p>C</p>	<p>C</p>	<p>C# or Db</p>	<p>C# or Db</p>
<p>D</p>	<p>D</p>	<p>D# or Eb</p>	<p>D# or Eb</p>
<p>E</p>	<p>E</p>	<p>F</p>	<p>F</p>
<p>F# or Gb</p>	<p>F# or Gb</p>	<p>G</p>	<p>G</p>
<p>G# or Ab</p>	<p>G# or Ab</p>	<p>A</p>	<p>A</p>
<p>A# or Bb</p>	<p>A# or Bb</p>	<p>B</p>	<p>B</p>




## Basic Jazz Guitar Chords

The following chords are a bit more advanced. They are called 7<sup>th</sup> chords and are used in jazz and pop music.

Learn more about these chords here:

- [Jazz Guitar Chords](#)



Dm7 5	Dm7 10	Dm7 5	Dm7b5 5
Dm7b5 9	Dm7b5 10	Ddim7 4	Ddim7 5
Ebmaj7 6	Ebmaj7 11	Ebmaj7 10	Ebmaj7 10
Ebm7 6	Ebm7 11	Ebm7 10	Ebm7b5 6
Ebm7b5 10	Ebm7b5 11	Ebdim7 5	Ebdim7 5
Emaj7 7	Emaj7 7	Emaj7 11	Emaj7 2
Em7b5 11	Em7b5 2	Edim7 6	Edim7 2
Fmaj7 8	Fmaj7 8	Fmaj7 8	Fmaj7 3
Fm7 8	Fm7 8	Fm7 3	Fm7b5 8
Fm7b5 8	Fm7b5 3	Fdim7 7	Fdim7 3
F#maj7 9	F#maj7 2	F#maj7 4	F#maj7 4
F#m7 9	F#m7 2	F#m7 4	F#m7b5 9
























<p>Gmaj7 10</p>	<p>Gmaj7 3</p>	<p>Gmaj7 2</p>	<p>Gmaj7 5</p>
<p>Gm7 10</p>	<p>Gm7 3</p>	<p>Gm7 5</p>	<p>Gm7b5 10</p>
<p>Gm7b5 2</p>	<p>Gm7b5 5</p>	<p>Gdim7 9</p>	<p>Gdim7 5</p>
<p>Abmaj7 11</p>	<p>Abmaj7 4</p>	<p>Abmaj7 3</p>	<p>Abmaj7 6</p>
<p>Abm7 11</p>	<p>Abm7 4</p>	<p>Abm7 6</p>	<p>Abm7b5 11</p>
<p>Abm7b5 3</p>	<p>Abm7b5 6</p>	<p>Abdim7 10</p>	<p>Abdim7 6</p>
<p>Am7 5</p>	<p>Am7 5</p>	<p>Am7 7</p>	<p>Am7b5 7</p>
<p>Am7b5 4</p>	<p>Am7b5 7</p>	<p>Adim7 11</p>	<p>Adim7 7</p>
<p>Bbmaj7 6</p>	<p>Bbmaj7 6</p>	<p>Bbmaj7 5</p>	<p>Bbmaj7 8</p>
<p>Bbm7 6</p>	<p>Bbm7 6</p>	<p>Bbm7 8</p>	<p>Bbm7b5 8</p>
<p>Bbm7b5 5</p>	<p>Bbm7b5 8</p>	<p>Bbdim7 8</p>	<p>Bbdim7 8</p>
<p>Bmaj7 2</p>	<p>Bmaj7 7</p>	<p>Bmaj7 6</p>	<p>Bmaj7 9</p>



## More Advanced Jazz Guitar Chords

The following chords are chords with tensions. You can learn more about tensions here:

- [Jazz Guitar Chords With Tensions](#)

<p>Cmaj9</p> 	<p>Cmaj9</p> 	<p>C6(9)</p> 	<p>C6(9)</p> 
<p>Cmaj7#11</p> 	<p>Cmaj7#11</p> 	<p>Cmaj7#11</p> 	<p>Cmaj7/E</p> 
<p>Cm6</p> 	<p>Cm6</p> 	<p>Cm9</p> 	<p>Cm9</p> 
<p>Cm11</p> 	<p>Cm11</p> 	<p>C9</p> 	<p>C9</p> 
<p>C7#9</p> 	<p>C7b9</p> 	<p>C13</p> 	<p>C13</p> 
<p>C7b13</p> 	<p>C9sus4</p> 	<p>C9sus4</p> 	



## More Useful Guitar Stuff

Click the blue titles to proceed:

[Learn and Master Guitar](#): an amazing guitar course.

[Guitar Chord Theory](#): this tutorial about music theory can save you a lot of time. You'll make learning how to play guitar chords so much easier for yourself when you know what you are playing. You'll also be able to construct your own chords after reading the tutorial.

[Guitar Chord Finder](#): a helpful tool to find guitar chords and scales.

[How to Play Acoustic Guitar](#): great ebook if you want to learn how to play acoustic guitar.

[How to Play Guitar Chords](#): guitar techniques for the right hand (strumming & fingerpicking).

[Guitar Song Chords](#): the best way to learn how to use chords is by playing songs.

[Musician's Friend](#): the best music store for guitarists in my opinion, you will find cool deals there on a regular basis.

[How to Play Guitar in 30 Days](#): another very effective guitar course...

More on the next page...

## Learn and Master Guitar Review

There are a lot of "**How To Learn Guitar**" programs on the internet, but to be honest: a lot of them are not worth your hard-earned money. I've given myself the task to review the most popular courses, beginning with [Learn & Master Guitar](#).

So if you are frustrated trying to learn from the internet or books, read on...

Product	Overview	Rating	
<a href="#">Learn &amp; Master Guitar</a>	<ul style="list-style-type: none"> <li>● 107 page workbook</li> <li>● 20 DVDs</li> <li>● 5 Play-along CDs</li> <li>● Access to members-only site</li> <li>● Excellent support</li> </ul>	★★★★★	<a href="#">Go to site</a>

I was nicely surprised when I received *Learn & Master Guitar* in my mailbox. Here's what you see after unpacking the guitar course:



The box contains:

- 100+ page book
- 20 DVDs containing 20 sessions (20 hours in total)
- 5 jam along CDs

Additional items, that can't be put in a box:

- Supplemental files online (music, guitar tabs, bonus exercises, ...)
- Members forum
- Excellent support
- 100% no risk, no questions asked, 60 days money back guarantee

Another surprise when I put the first DVD in my player: the video and audio quality are excellent and that's good because the heart of this guitar course is its **video instruction**.

The 20 dvds contain **step-by-step** instructions that guide you on your way to become the guitar player you have always wanted to be...

Here are some **screen shots**:



Steve Krenz, your teacher, has been a **professional guitar player** for more than 20 years. Besides incredible guitar skills he also has the natural communication skills that make him a good teacher.

Steve starts **with the basics** in Session 1 and takes you step-by-step from beginner to advanced instruction. All guitar lessons are explained really well and are **easy to follow**.

The **jam along CDs** are also top-notch quality. They are recorded by **professional musicians** and really sound good. The tracks come in different tempo's and you can turn the lead guitar off, so you can play the lead (slowly in the beginning, then medium, then full speed).

Here's a quick overview of **what you will learn** (if you want a more elaborate overview, visit the [Learn and Master Guitar Website](#)):

- The basics: tuning, how to hold your pick, ...
- Basic & advanced chords: folk chords, bar chords, jazz chords, ...
- Electric guitar techniques: bending, hammer ons, pull offs, ...
- The entire fretboard: the course is not limited to the first position, you'll get to know your entire guitar.
- Strumming and finger picking.
- Playing lead guitar and rhythm guitar.
- Reading music and guitar tabs.
- Ear training.
- Playing solo's.
- The scales: blues scale, pentatonic scale, major, minor, ...
- Power chords, distortion, pedal effects, ...
- and much, much more...

Here are some of **the styles** that are covered in this guitar course:

- Acoustic guitar
- Rock guitar
- Classical & fingerstyle guitar
- Blues guitar
- Jazz guitar
- Country guitar
- R&B and funk guitar
- Your own style!

You're probably thinking this guitar course will cost an arm and a leg, but...

Imagine taking guitar lessons with a private teacher every week for 10 years . Let's say you spend fifty bucks for a private lesson. Let's say you take 40 lessons a year, that's **two grand a year spent in tuition fees**. Multiply that by 10 years and you have spent \$20,000. That's a great deal of money. That's also money well spent I happen to think, but...

But what if I told you that you can get 10 years worth of instruction, at the highest level, for **about the affordable price of just five or six of those private lessons**. Would that be worth it to you?

What's more, if **you decide to purchase this excellent guitar course** and you are not happy with it in any way, you will be cheerfully refunded the entire price. **Infinite money-back warranty!**

[Learn & Master Guitar](#) is one of the best courses I have seen. If you're looking for a quality course, something more than a brief introduction, then click on one of the following options:



[Yes, I'm serious about playing guitar and I want to order now..](#)

[Yes, I'm serious about playing guitar, but I want to find out what other people think about this guitar course...](#)